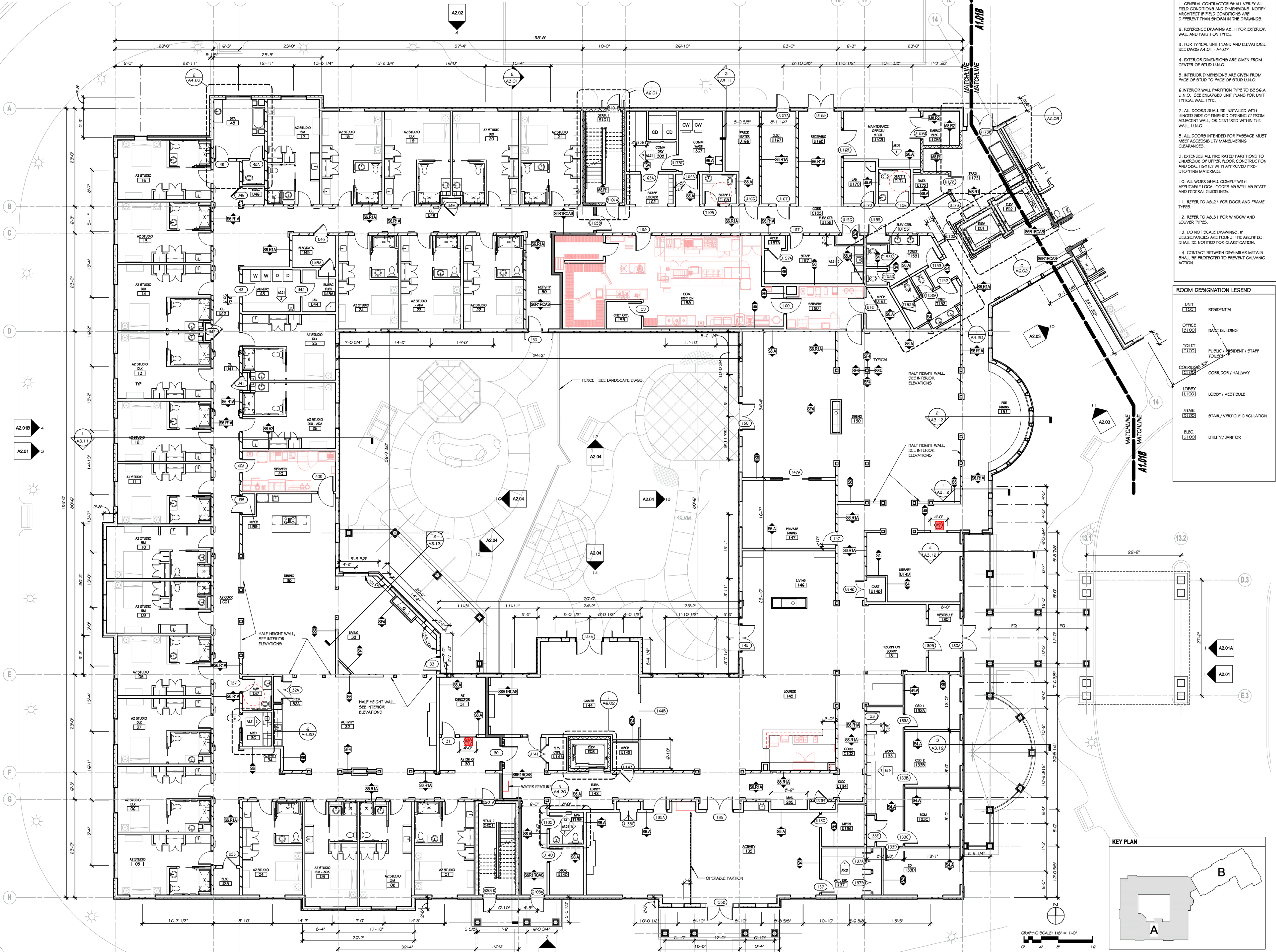


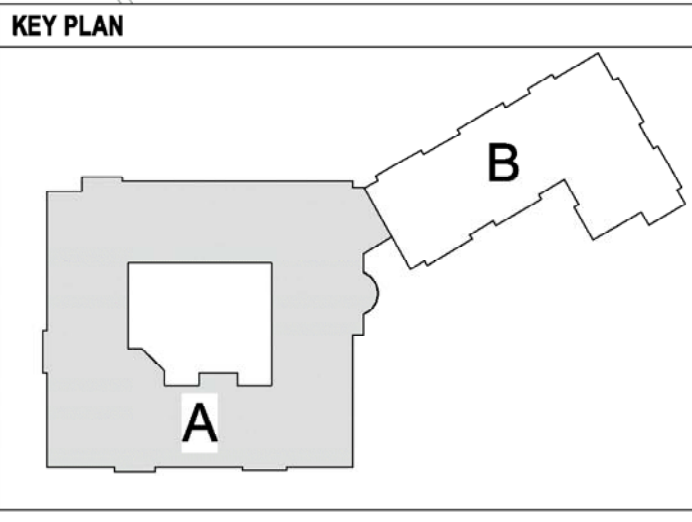
W7 FIXED INTERIOR NON PERIMETER WOOD WINDOWS PTD. 2 EA



- PLAN GENERAL NOTES
1. GENERAL CONTRACTOR SHALL VERIFY ALL FIELD CONDITIONS AND DIMENSIONS. NOTIFY ARCHITECT IF FIELD CONDITIONS ARE DIFFERENT THAN SHOWN IN THE DRAWINGS.
 2. REFERENCE DRAWING A8.1 FOR EXTERIOR WALL AND PARTITION TYPES.
 3. FOR TYPICAL UNIT PLANS AND ELEVATIONS, SEE DWGS A4.01 - A4.07
 4. EXTERIOR DIMENSIONS ARE GIVEN FROM CENTER OF STUD U.N.O.
 5. INTERIOR DIMENSIONS ARE GIVEN FROM FACE OF STUD TO FACE OF STUD U.N.O.
 6. INTERIOR WALL PARTITION TYPE TO BE 56.A U.N.O. SEE ENLARGED UNIT PLANS FOR UNIT TYPICAL WALL TYPE.
 7. ALL DOORS SHALL BE INSTALLED WITH HINGED SIDE OF FINISHED OPENING 6" FROM ADJACENT WALL, OR CENTERED WITHIN THE WALL, U.N.O.
 8. ALL DOORS INTENDED FOR PASSAGE MUST MEET ACCESSIBILITY MANEUVERING CLEARANCES.
 9. EXTENDED ALL FIRE RATED PARTITIONS TO UNDERSIDE OF UPPER FLOOR CONSTRUCTION AND SEAL TIGHTLY WITH APPROVED FIRE-STOPPING MATERIALS.
 10. ALL WORK SHALL COMPLY WITH APPLICABLE LOCAL CODES AS WELL AS STATE AND FEDERAL GUIDELINES.
 11. REFER TO A8.21 FOR DOOR AND FRAME TYPES.
 12. REFER TO A8.31 FOR WINDOW AND LOUVER TYPES.
 13. DO NOT SCALE DRAWINGS, IF DISCREPANCIES ARE FOUND, THE ARCHITECT SHALL BE NOTIFIED FOR CLARIFICATION.
 14. CONTACT BETWEEN DISSIMILAR METALS SHALL BE PROTECTED TO PREVENT GALVANIC ACTION.

ROOM DESIGNATION LEGEND

UNIT [100]	RESIDENTIAL
OFFICE [8100]	BASE BUILDING
TOILET [1100]	PUBLIC / RESIDENT / STAFF TOILET
CORRIDOR [6100]	CORRIDOR / HALLWAY
LOBBY [1100]	LOBBY / VESTIBULE
STAIR [5100]	STAIR / VEHICLE CIRCULATION
ELEC. [1100]	UTILITY / JANITOR



ENLARGED PLANS LEVEL 1 - SECTOR A

JSA
ARCHITECTS
INTERIORS
PLANNERS

Architect
James Warner - #21A101314800
JSA Incorporated
273 CORPORATE DRIVE
PORTSMOUTH, NH 03801
T 603.436.2551
F 603.436.6973
www.jsainc.com

Civil Engineer
Catherine Mueller - #24GE04425200
Orland Engineering Associates, Inc.
54 Horsehill Road
Cedar Knolls, N.J. 07927
Phone: 973-359-8400
www.olmland.com

Landscape Architect
James Ryan - #21A500094700
JMC John Meyers Consulting Inc
120 Bedford Rd
Armonk, NY 10504-1818
Phone: 914-273-5225
www.jsneng.com

Structural Engineer
Jeff S. Nowrocki - #24G04992600
JSN Associates, Inc.
1 Autumn Street
Portsmouth, NH 03801
Phone: 603-433-8639
www.jsneng.com

Electrical Engineer
Fadi A. Bark - #24GE03819700
Vincent A. Dilorio, Inc.
89 Access Road
Suite 18
Norwood, MA 02062
Phone: 781-255-9754
www.vadeng.com

Mechanical, Fire Protection, Plumbing Engineer
Paul Sullivan - #24GE04148100
RW Sullivan
529 Main St Suite 203
Boston, MA 02129
Phone: 617-337-9325
www.rwsullivan.com

Interior Designer
Karen Aumen
Aumen Anser Inc.
100 N. Charles St., Suite 910
Baltimore, MD 21201
Phone: 410-837-2767

Food Equipment
Jeff Dahl
Clark Food Service Equipment
2209 Old Philadelphia Pike
Lancaster PA 17602
Phone: 717-392-7363

BRIGHTVIEW
SENIOR LIVING

BRIGHTVIEW
SHELTER WARREN
WARREN, NJ

SHELTER GROUP

DCA/HCPR # 5035-14

Scale: As indicated
Project Number: P635
Date: 21 APRIL 2014
Revisions:

80% CONSTRUCTION
DOCUMENT SET

A1.01A
COPYRIGHT © 2014

4/21/2014 9:56:22 AM C:\Users\Robin.Tufte\Documents\BRIGHTVIEW SENIOR LIVING\WARREN\WARREN-CENTRAL\ROBIN_TUFTE.rvt



PLAN GENERAL NOTES

1. GENERAL CONTRACTOR SHALL VERIFY ALL FIELD CONDITIONS AND DIMENSIONS. NOTIFY ARCHITECT IF FIELD CONDITIONS ARE DIFFERENT THAN SHOWN IN THE DRAWINGS.
2. REFERENCE DRAWING A0.1 FOR EXTERIOR WALL AND PARTITION TYPES.
3. FOR TYPICAL UNIT PLANS AND ELEVATIONS, SEE DWGS A4.01 - A4.07.
4. EXTERIOR DIMENSIONS ARE GIVEN FROM CENTER OF STUD U.N.O.
5. INTERIOR DIMENSIONS ARE GIVEN FROM FACE OF STUD TO FACE OF STUD U.N.O.
6. INTERIOR WALL PARTITION TYPE TO BE S6.A U.N.O. SEE ENLARGED UNIT PLANS FOR UNIT TYPICAL WALL TYPE.
7. ALL DOORS SHALL BE INSTALLED WITH FINISHED SIDE OF FINISHED OPENING 6" FROM ADJACENT WALL OR CENTERED WITHIN THE WALL, U.N.O.
8. ALL DOORS INTENDED FOR PASSAGE MUST MEET ACCESSIBILITY MANEUVERING CLEARANCES.
9. EXTENDED ALL FIRE RATED PARTITIONS TO UNDERSIDE OF UPPER FLOOR CONSTRUCTION AND SEAL TIGHTLY WITH APPROVED FIRE-STOPPING MATERIALS.
10. ALL WORK SHALL COMPLY WITH APPLICABLE LOCAL CODES AS WELL AS STATE AND FEDERAL GUIDELINES.
11. REFER TO A0.21 FOR DOOR AND FRAME TYPES.
12. REFER TO A0.31 FOR WINDOW AND LOUVER TYPES.
13. DO NOT SCALE DRAWINGS. IF DISCREPANCIES ARE FOUND, THE ARCHITECT SHALL BE NOTIFIED FOR CLARIFICATION.
14. CONTACT BETWEEN DISSIMILAR METALS SHALL BE PROTECTED TO PREVENT GALVANIC ACTION.

ROOM DESIGNATION LEGEND	
UNIT [100]	RESIDENTIAL
OFFICE [0100]	BASE BUILDING
TOILET [1100]	PUBLIC / RESIDENT / STAFF TOILETS
CORRIDOR [0100]	CORRIDOR / HALLWAY
LOBBY [1100]	LOBBY / VESTIBULE
STAIR [0100]	STAIR / VERTICLE CIRCULATION
ELEC. [0100]	UTILITY / JANITOR

JSA
ARCHITECTS
INTERIORS
PLANNERS

Architect
James Warner - #21A101314800
JSA Inc., 273 CORPORATE DRIVE
PORTSMOUTH, NH 03801
T 603.436.2551
F 603.436.6973
www.jsainc.com

Civil Engineer
Catherine Mueller - #24GE04425200
OmLand Engineering Associates, Inc.
54 Horsehill Road
Armonk, NY 10504-1818
Phone: 973-359-8400
www.olmland.com

Landscape Architect
James Ryan - #21AS00094700
JMC John Meyers Consulting Inc
120 Bedford Rd
Armonk, NY 10504-1818
Phone: 914-273-5225

Structural Engineer
Jeff S. Nowrocki - #24G04992600
JSN Associates, Inc.
1 Autumn Street
Portsmouth, NH 03801
Phone: 603-433-8639
www.jsneng.com

Electrical Engineer
Fadi A. Bark - #24GE03819700
Vincent A. Dilorio, Inc.
89 Access Road
Suite 18
Norwood, MA 02062
Phone: 781-255-9754
www.vadeng.com

Mechanical, Fire Protection, Plumbing Engineer
Paul Sullivan - #24GE04148100
RW Sullivan
529 Main St Suite 203
Boston, MA 02129
Phone: 617-337-9325
www.rwsullivan.com

Interior Designer
Karen Aumen
Aumen Anser Inc.
100 N. Charles St., Suite 910
Baltimore, MD 21201
Phone: 410-837-2767

Food Equipment
Jeff Dahl
Clark Food Service Equipment
2209 Old Philadelphia Pike
Lancaster PA 17602
Phone: 717-392-7363

BRIGHTVIEW
SENIOR LIVING

**BRIGHTVIEW
SHELTER WARREN**
WARREN, NJ

SHELTER GROUP

DCA/HCPR # 5035-14

Scale: As indicated
Project Number: P635
Date: 21 APRIL 2014
Revisions:

**80% CONSTRUCTION
DOCUMENT SET**

A1.02B
COPYRIGHT © 2014

COMMON AREA DW CLG. PTD. FLAT 12,636 SF

1' DW SOFFIT FACE 2,104 SF

WD. BEAMS PTD. LF 272 LF

WOOD PLANK CEILING PTD. SF 919 SF

NOTE: SEE ELECTRICAL LIGHTING PLANS FOR FIXTURE QUANTITIES AND TYPES

REFLECTED CEILING PLAN NOTES

1. RCP LEGEND DENOTES GENERAL FIXTURE TYPE, STYLE AND SIZE MAY VARY PER ROOM. SEE ELECTRICAL DRAWING FOR FIXTURE SCHEDULE

2. CEILING HEIGHT DIMENSIONS ARE FROM FINISHED FLOOR TO FINISH CEILING.

3. ALL CEILING FINISH TO BE GWS. U.N.O.

4. ALL UNIT CEILING HEIGHTS TO BE UNO:

FIRST FLR CEILING HEIGHT = 10'-3 1/2"

SECOND FLR CEILING HEIGHT = 9'-0"

5. SEE ARCHITECTURAL SHEETS A4.01 - A4.07 FOR TYPICAL ENLARGED UNIT RCP'S

6. CENTER ALL VANITY FIXTURE OVER BATHROOM VANITY

7. CENTER ALL LIGHT FIXTURES IN ROOM, U.N.O.

8. CENTER ALL LIGHT FIXTURES IN CEILING GRID U.N.O.

9. ALL WALL WASH LIGHT FIXTURE TO BE 2'-0" FROM WALL U.N.O.

10. SPRINKLER HEADS ARE NOT SHOWN, SEE IF DWG. AND COORDINATE HEADS IN THE FIELD WITH OTHER TRADES.

11. CENTER ALL SPINKER HEAD IN CEILING GRID.

12. NOTE: ALL LIGHT FIXTURES THAT PENETRATE FIRE RATED FLOOR/CEILING ASSEMBLY MUST BE PROTECTED.

13. SEE SHEET A7.61 FOR TYPICAL CEILING

REFLECTED CEILING PLAN LEGEND

GYPSUM CEILING

2X2 ACOUSTIC CEILING TILE

VINYL CEILING

VANITY FIXTURE

WALL MOUNT SCONCE

WALL MOUNT SCONCE

CEILING MOUNT FIXTURE

SMALL PENDANT FIXTURE

PENDANT FIXTURE

RECESSED DOWNLIGHT

RECESSED WALL WASH

COVE LIGHT FIXTURE

TRACK LIGHT FIXTURE

CEILING FAN W/LIGHT

2X2 LIGHT FIXTURE

2X4 LIGHT FIXTURE

1X4 LIGHT FIXTURE

VENT/FAN/LIGHT COMBINATION, SEE MECHANICAL DRAWINGS

JSA

ARCHITECTS
INTERIORS
PLANNERS

Architect
James Warner - #21A101314800
JSA Inc. 273 CORPORATE DRIVE
PORTSMOUTH, NH 03801
T 603.436.2551
F 603.436.6973
www.jsainc.com

Civil Engineer
Catherine Mueller - #24GE04425200
Ormland Engineering Associates, Inc.
54 Horsehill Road
Cedar Knolls, N.J. 07927
Phone: 973-359-8400
www.olmland.com

Landscape Architect
James Ryan - #21AS00094700
JMC John Meyers Consulting Inc
120 Bedford Rd
Armonk, NY 10504-1818
Phone: 914-273-5225

Structural Engineer
Jeff S. Nowrocki - #24G04992600
JSN Associates, Inc.
1 Autumn Street
Portsmouth, NH 03801
Phone: 603-433-8639
www.jsneng.com

Electrical Engineer
Fadi A. Bark - #24GE03819700
Vincent A. Dilorio, Inc.
89 Access Road
Suite 18
Norwood, MA 02062
Phone: 781-255-9734
www.vadeng.com

Mechanical, Fire Protection, Plumbing Engineer
Paul Sullivan - #24GE04148100
RW Sullivan
529 Main St Suite 203
Boston, MA 02129
Phone: 617-337-9325
www.rwsullivan.com

Interior Designer
Karen Aumen
Aumen Anser Inc.
100 N. Charles St., Suite 910
Baltimore, MD 21201
Phone: 410-837-2767

Food Equipment
Jeff Dahl
Clark Food Service Equipment
2209 Old Philadelphia Pike
Lancaster PA 17602
Phone: 717-392-7363

BRIGHTVIEW
SENIOR LIVING

BRIGHTVIEW
SHELTER WARREN
WARREN, NJ

SHELTER GROUP

DCA/HCPR # 5035-14

Scale: As indicated
Project Number: P635
Date: 21 APRIL 2014
Revisions:

80% CONSTRUCTION
DOCUMENT SET

A1.11A
COPYRIGHT © 2014

4/17/20 14:20:25 PM C:\Users\Robin.Tufte\Documents\SHELTER-WARREN-CENTRAL_ROBIN.TUFTS.rvt

FIRST FLOOR REFLECTED CEILING PLAN - SECTOR A



Civil Engineer
Catherine Mueller - #24GE04425200
Omland Engineering Associates, Inc.
54 Horsehill Road
Cedar Knolls, N.J. 07927
Phone: 973-359-8400
www.omland.com

Structural Engineer
Jeff S. Nawrocki - #24G04992600
JSN Associates, Inc.
 1 Autumn Street
 Portsmouth, NH 03801
 Phone: 603-433-8639
www.jsneng.com

Electrical Engineer
Fadi A. Bark - #24GE03819700
Vincent A. Dilorio, Inc.
89 Access Road
Suite 18
Norwood, MA 02062
Phone: 781-255-9754
www.vadeng.com

**Mechanical, Fire Protection, Plumbing
Engineer**
Paul Sullivan - #24GE04148100
RW Sullivan
529 Main St Suite 203
Boston, MA 02129
Phone: 617-337-9325
www.rwsullivan.com

Interior Designer
Karen Aumen
Aumen Anser Inc.
100 N. Charles St., Suite 910
Baltimore, MD 21201
Phone: 410-837-2767

Food Equipment
Jeff Dahl
Clark Food Service Equipment
2209 Old Philadelphia Pike
Lancaster PA 17602
Phone: 717-392-7363

BRIGHTVIEW
SENIOR LIVING

**BRIGHTVIEW
SHELTER WARREN**

WARREN, NJ

SHELTER GROUP

DCA/HCPR # 5035-14

Scale: As indicated
Project Number: P635
Date: 21 APRIL 2014
Revisions:

80% CONSTRUCTION DOCUMENT SET

A1.11B

COPYRIGHT © 201

1. RCP LEGEND DENOTES GENERAL FIXTURE TYPE. STYLE AND SIZE MAY VARY PER ROOM. SEE ELECTRICAL DRAWING FOR FIXTURE.



















2. CEILING HEIGHT DIMENSIONS ARE FROM FINISHED FLOOR TO FINISHED CEILING.
3. ALL CEILING FINISH TO BE G.W.B. UNO.
4. ALL UNIT CEILING HEIGHTS TO BE UNO.

FIRST FLR CEILING HEIGHT = 10'-3 1/2"
SECOND FLR CEILING HEIGHT = 9'-0"

5. SEE ARCHITECTURAL SHEETS A-01, A-02, A-03 FOR TYPICAL ENLARGED UNIT ROPS
6. CENTER ALL VANITY FIXTURE OVER BATHROOM VANITY
7. CENTER ALL LIGHT FIXTURES IN ROOM, UNO.
8. CENTER ALL LIGHT FIXTURES IN CEILING G.W.B. UNO.
9. ALL WALL WAU LIGHT FIXTURE TO BE 2'-0" FROM WALL UNO.
9. SPRINKLER HEADS ARE NOT SHOWN, SEE DWG. AND COORDINATE HEADS IN THE FIELD WITH OTHER TRADES.
10. CENTER ALL SPRINKLER HEAD IN CEILING GRID.

11. NOTE: ALL LIGHT FIXTURES THAT PENETRATE FIRE RATED FLOOR/CEILING ASSEMBLY MUST BE PROTECTED.

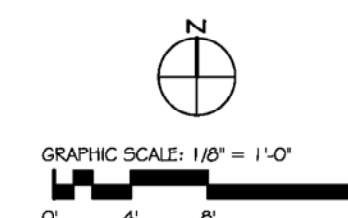
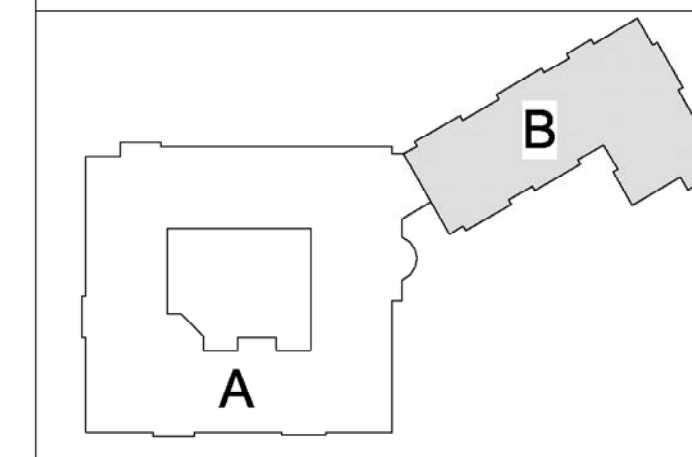
	GYPSUM CEILING
---	----------------

	GYPSUM CEILING
	2X2 ACOUSTIC CEILING TILE
	VINYL CEILING
	VANITY FIXTURE
	WALL MOUNT SCONCE
	WALL MOUNT SCONCE
	CEILING MOUNT FIXTURE
	SMALL PENDANT FIXTURE
	PENDANT FIXTURE
	RECESSED DOWNLIGHT
	RECESSED WALL WASH
	COVE LIGHT FIXTURE
	TRACK LIGHT FIXTURE
	CEILING FAN W/LIGHT
	2X2 LIGHT FIXTURE
	2X4 LIGHT FIXTURE
	1X4 LIGHT FIXTURE
	VENT/FAN/LIGHT COMBINATION SEE MECHANICAL DRAWING

NOTE: SEE ELECTRICAL LIGHTING PLANS FOR FIXTURE QUANTITIES AND TYPES

VIEW OF DECK ABOVE. NO
CEILING IN THIS LOCATION,
TYPICAL AT DECKS.

KEY PLAN



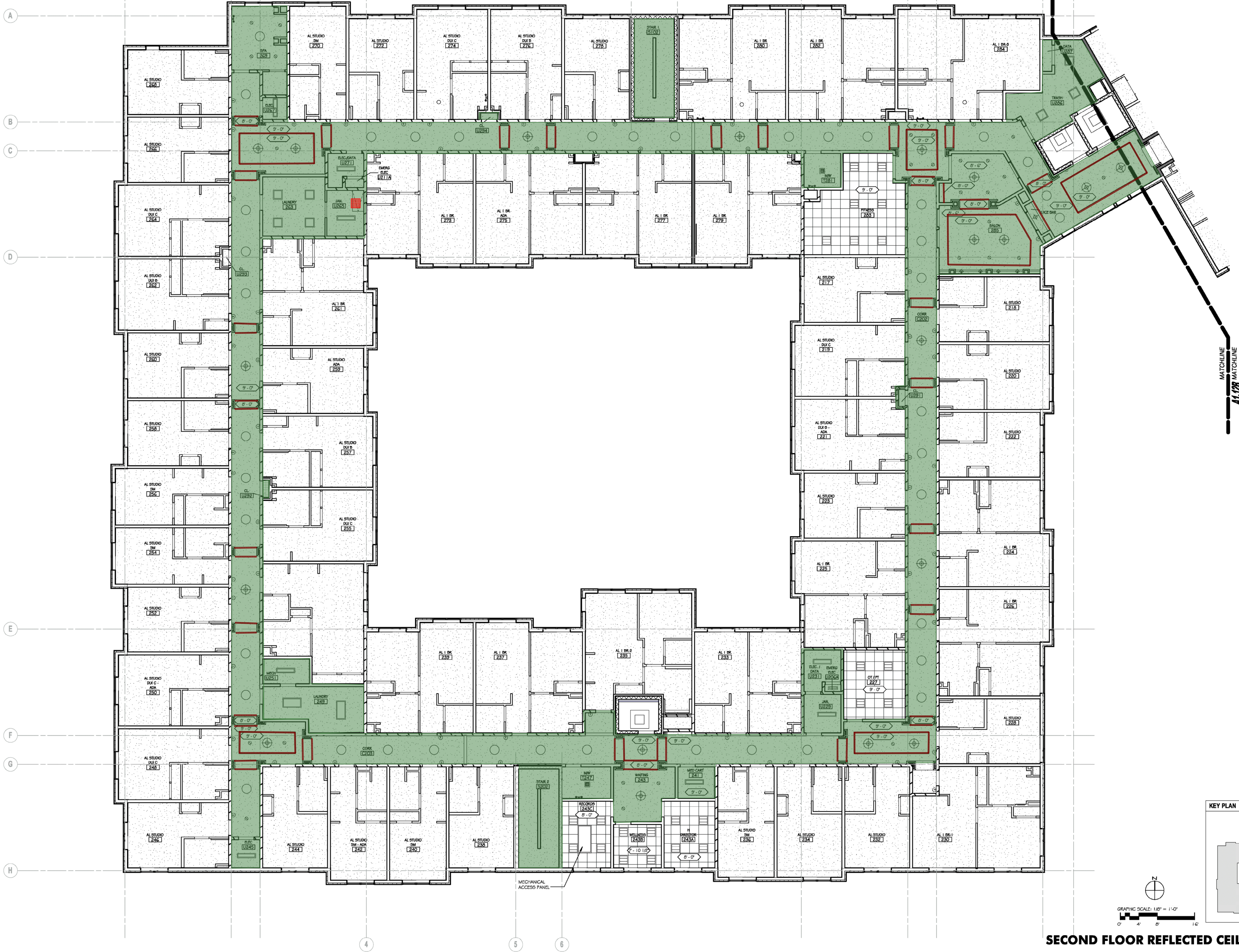
FIRST FLOOR REFLECTED CEILING PLAN - SECTOR B

COMMON AREA DW CLG. PTD. FLAT 7,204 SF

1' DW SOFFIT FACE 541 SF

SHIPS LADDER & ROOF HATCH 1 EA

TYPICAL LIGHTING PLANS FOR FIXTURE QUANTITIES AND TYPES



REFLECTED CEILING PLAN NOTES

1. RCP LEGEND DENOTES GENERAL FIXTURE TYPE, STYLE AND SIZE MAY VARY PER ROOM. SEE ELECTRICAL DRAWING FOR FIXTURE SCHEDULE.
2. CEILING HEIGHT DIMENSIONS ARE FROM FINISHED FLOOR TO FINISH CEILING.
3. ALL CEILING FINISH TO BE GWS, U.N.O.
4. ALL UNIT CEILING HEIGHTS TO BE UND:
FIRST FLR CEILING HEIGHT = 10'-3 1/2"
SECOND FLR CEILING HEIGHT = 9'-0"
5. SEE ARCHITECTURAL SHEETS A4.01 - A4.07 FOR TYPICAL ENLARGED UNIT RCP'S
6. CENTER ALL VANITY FIXTURE OVER BATHROOM VANITY
7. CENTER ALL LIGHT FIXTURES IN ROOM, U.N.O.
8. CENTER ALL LIGHT FIXTURES IN CEILING GRID U.N.O.
9. ALL WALL WASH LIGHT FIXTURE TO BE 2'-0" FROM WALL U.N.O.
10. SPRINKLER HEADS ARE NOT SHOWN, SEE FF DWG. AND COORDINATE HEADS IN THE FIELD WITH OTHER TRADES.
11. NOTE: ALL LIGHT FIXTURES THAT PENETRATE FIRE RATED FLOOR/CEILING ASSEMBLY MUST BE PROTECTED.
12. SEE SHEET A7.61 FOR TYPICAL CEILING

REFLECTED CEILING PLAN LEGEND

- GYPSUM CEILING
- 2X2 ACOUSTIC CEILING TILE
- VINYL CEILING
- VANITY FIXTURE
- WALL MOUNT SCONCE
- WALL MOUNT SCONCE
- CEILING MOUNT FIXTURE
- SMALL PENDANT FIXTURE
- PENDANT FIXTURE
- RECESSED DOWNLIGHT
- RECESSED WALL WASH
- COVE LIGHT FIXTURE
- TRACK LIGHT FIXTURE
- CEILING FAN W/LIGHT
- 2X2 LIGHT FIXTURE
- 2X4 LIGHT FIXTURE
- 1X4 LIGHT FIXTURE
- VENT/FAN/LIGHT COMBINATION, SEE MECHANICAL DRAWINGS



Architect
James Warner - #21A101314800
JSA Inc. 273 CORPORATE DRIVE
PORTSMOUTH, NH 03801
T 603.436.2551
F 603.436.6973
www.jsainc.com

Civil Engineer
Catherine Mueller - #24GE04425200
OmLand Engineering Associates, Inc.
54 Horsehill Road
Cedar Knolls, N.J. 07927
Phone: 973-359-8400
www.olmLand.com

Landscape Architect
James Ryan - #21AS00094700
JMC John Meyers Consulting Inc
120 Bedford Rd
Armonk, NY 10504-1818
Phone: 914-273-5225

Structural Engineer
Jeff S. Nowrocki - #24G04992600
JSN Associates, Inc.
1 Autumn Street
Portsmouth, NH 03801
Phone: 603-433-8639
www.jsneng.com

Electrical Engineer
Fadi A. Bark - #24GE03819700
Vincent A. Dilorio, Inc.
89 Access Road
Suite 18
Norwood, MA 02062
Phone: 781-255-9734
www.vadeng.com

Mechanical, Fire Protection, Plumbing Engineer
Paul Sullivan - #24GE04148100
RW Sullivan
529 Main St Suite 203
Boston, MA 02129
Phone: 617-337-9325
www.rwsullivan.com

Interior Designer
Karen Aumen
Aumen Anser Inc.
100 N. Charles St., Suite 910
Baltimore, MD 21201
Phone: 410-837-2767

Food Equipment
Jeff Dahl
Clark Food Service Equipment
2209 Old Philadelphia Pike
Lancaster PA 17602
Phone: 717-392-7363

BRIGHTVIEW
SENIOR LIVING

BRIGHTVIEW
SHELTER WARREN
WARREN, NJ

SHELTER GROUP

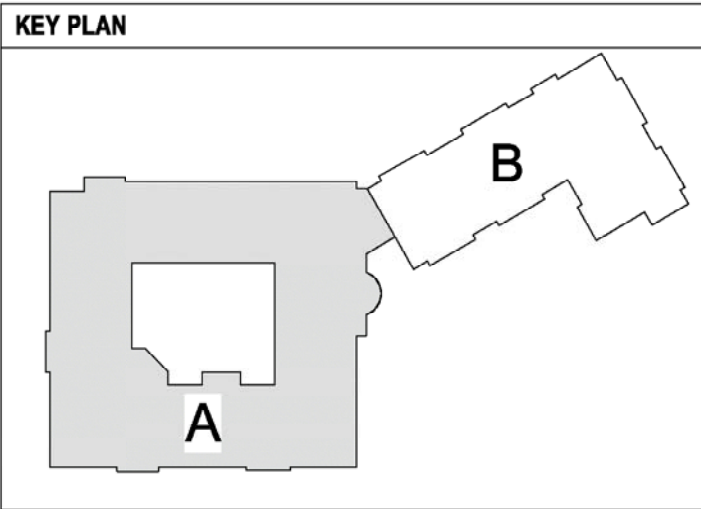
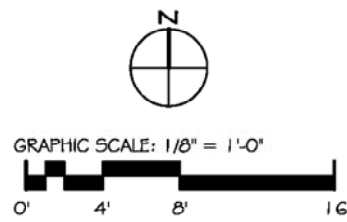
DCA/HCP# 5035-14

Scale: As indicated
Project Number: P635
Date: 21 APRIL 2014
Revisions:

80% CONSTRUCTION
DOCUMENT SET

A1.12A

COPYRIGHT © 2014



SECOND FLOOR REFLECTED CEILING PLAN - SECTOR A

COMMON AREA DW CLG. PTD. FLAT 1,894 SF

1' DW SOFFIT FACE 197 SF



REFLECTED CEILING PLAN NOTES

1. RCP LEGEND DENOTES GENERAL FIXTURE TYPE, STYLE AND SIZE MAY VARY PER ROOM. SEE ELECTRICAL DRAWING FOR FIXTURE SCHEDULE.

2. CEILING HEIGHT DIMENSIONS ARE FROM FINISHED FLOOR TO FINISH CEILING.

3. ALL CEILING FINISH TO BE GWS, U.N.O.

4. ALL UNIT CEILING HEIGHTS TO BE UNO:
FIRST FLR CEILING HEIGHT = 10'-3 1/2"
SECOND FLR CEILING HEIGHT = 9'-0"

5. SEE ARCHITECTURAL SHEETS A4.01 - A4.07 FOR TYPICAL CHANGED UNIT RCP'S

6. CENTER ALL VANITY FIXTURE OVER BATHROOM VANITY

7. CENTER ALL LIGHT FIXTURES IN ROOM, U.N.O.

8. CENTER ALL LIGHT FIXTURES IN CEILING GRID U.N.O.

9. ALL WALL WASH LIGHT FIXTURE TO BE 2'-0" FROM WALL U.N.O.

9. SPRINKLER HEADS ARE NOT SHOWN, SEE FF DWG. AND COORDINATE HEADS IN THE FIELD WITH OTHER TRADES.

10. CENTER ALL SPRINKLER HEAD IN CEILING GRID.

11. NOTE: ALL LIGHT FIXTURES THAT PENETRATE FIRE RATED FLOOR/CEILING ASSEMBLY MUST BE PROTECTED.

12. SEE SHEET A7.61 FOR TYPICAL CEILING

REFLECTED CEILING PLAN LEGEND

GYPSUM CEILING

2X2 ACOUSTIC CEILING TILE

VINYL CEILING

VANITY FIXTURE

WALL MOUNT SCONCE

WALL MOUNT SCONCE

CEILING MOUNT FIXTURE

SMALL PENDANT FIXTURE

PENDANT FIXTURE

RECESSED DOWNLIGHT

RECESSED WALL WASH

COVE LIGHT FIXTURE

TRACK LIGHT FIXTURE

CEILING FAN W/LIGHT

2X2 LIGHT FIXTURE

2X4 LIGHT FIXTURE

1X4 LIGHT FIXTURE

VENT/FAN/LIGHT COMBINATION, SEE MECHANICAL DRAWINGS

JSA

ARCHITECTS
INTERIORS
PLANNERS

Architect
James Warner - #21AI01314800
JSA Inc. 273 CORPORATE DRIVE
PORTSMOUTH, NH 03801
T 603.436.2551
F 603.436.6973
www.jsainc.com

Civil Engineer
Catherine Mueller - #24GE04425200
Omland Engineering Associates, Inc.
54 Horsehill Road
Cedar Knolls, N.J. 07927
Phone: 973-359-8400
www.olmland.com

Landscape Architect
James Ryan - #21AS00094700
JMC John Meyers Consulting Inc
120 Bedford Rd
Armonk, NY 10504-1818
Phone: 914-273-5225

Structural Engineer
Jeff S. Nowrocki - #24G04992600
JSN Associates, Inc.
1 Autumn Street
Portsmouth, NH 03801
Phone: 603-433-8639
www.jsneng.com

Electrical Engineer
Fadi A. Bark - #24GE03819700
Vincent A. Dilorio, Inc.
89 Access Road
Suite 18
Norwood, MA 02062
Phone: 781-255-9734
www.vadeng.com

Mechanical, Fire Protection, Plumbing Engineer
Paul Sullivan - #24GE04148100
RW Sullivan
529 Main St Suite 203
Boston, MA 02129
Phone: 617-337-9325
www.rwsullivan.com

Interior Designer
Karen Aumen
Aumen Anser Inc.
100 N. Charles St., Suite 910
Baltimore, MD 21201
Phone: 410-837-2767

Food Equipment
Jeff Dahl
Clark Food Service Equipment
2209 Old Philadelphia Pike
Lancaster PA 17602
Phone: 717-392-7363

BRIGHTVIEW
SENIOR LIVING

BRIGHTVIEW
SHELTER WARREN

WARREN, NJ

SHELTER GROUP

DCA/HCPR # 5035-14

Scale: As indicated
Project Number: P635
Date: 21 APRIL 2014
Revisions:

80% CONSTRUCTION
DOCUMENT SET

A1.12B

COPYRIGHT © 2014

EXTERIOR FREEZE BOARD PAINT LF 983 LF

EXTERIOR FASCIA BOARD PAINT LF 983 LF

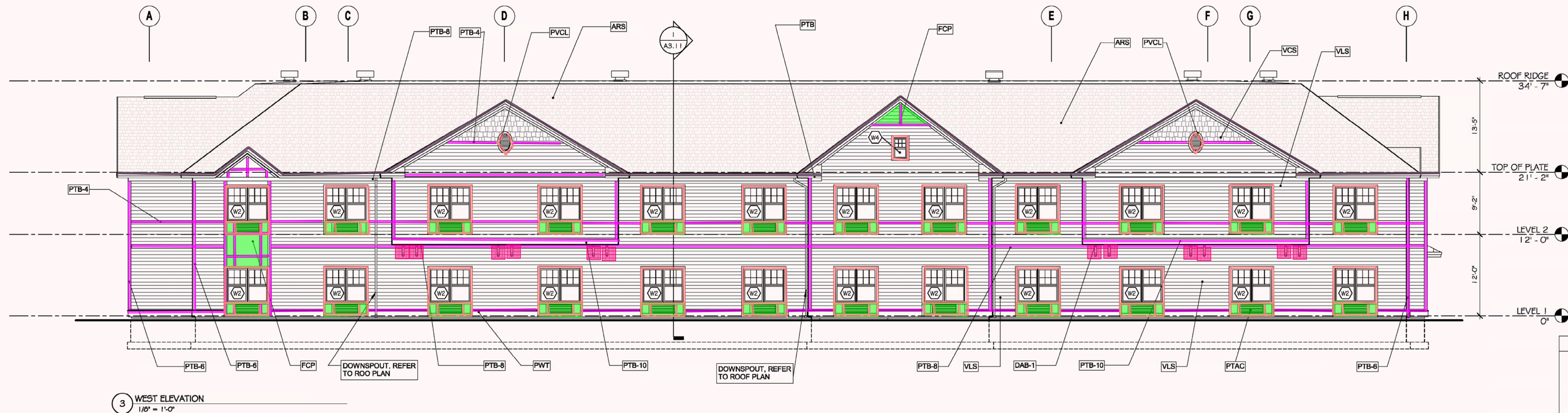
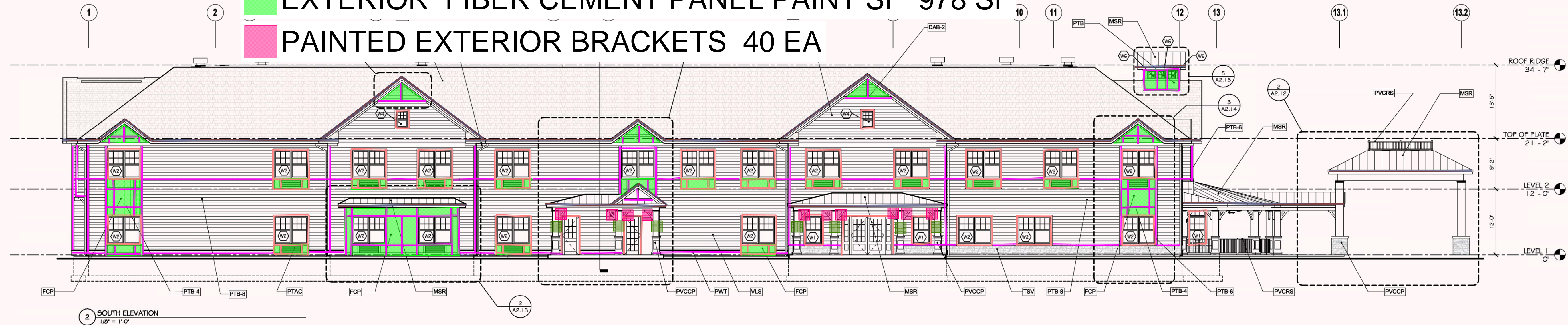
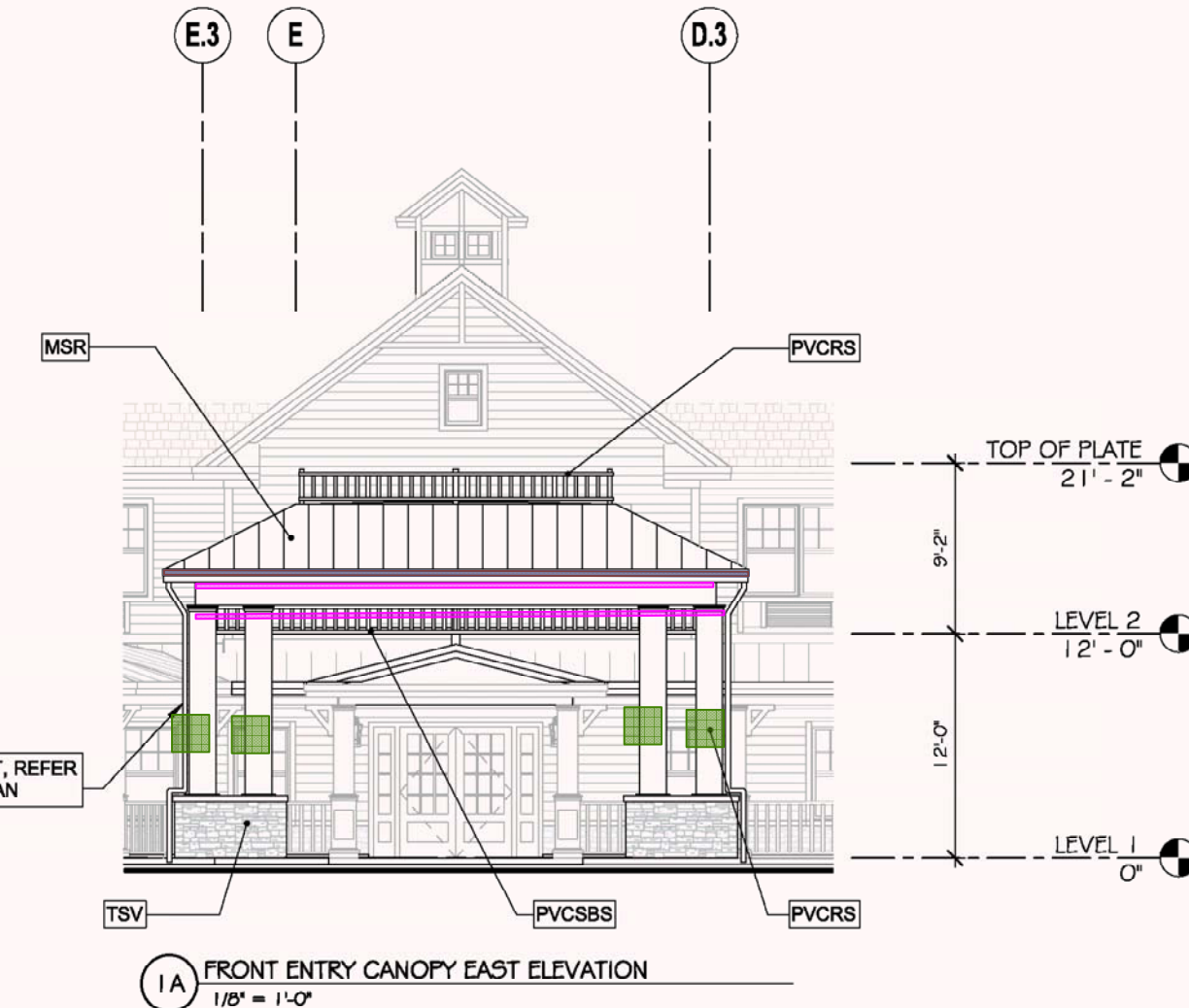
EXTERIOR TRIM PAINT LF 1,877 LF

EXTERIOR WINDOW/DOOR TRIM PAINT LF 2,320 LF

EXTERIOR COLUMNS 20 EA

EXTERIOR FIBER CEMENT PANEL PAINT SF 978 SF

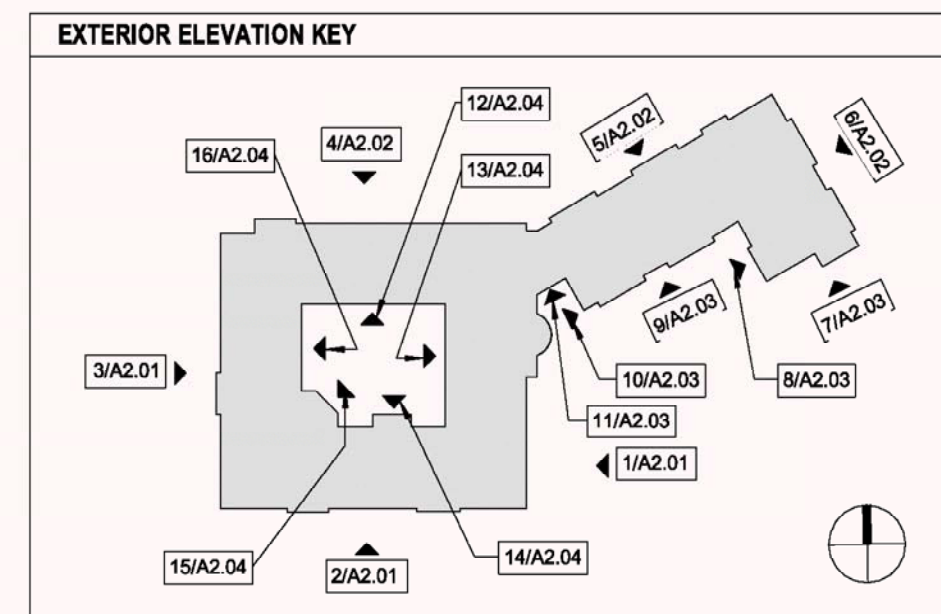
PAINTED EXTERIOR BRACKETS 40 EA



EXTERIOR MATERIAL LEGEND		
KEY NOTE	MATERIAL	COMMENT
FCP	FIBER CEMENT PANEL	
VCS	VINYL CEDAR SHAKES	
VBBS	VINYL BOARD & BATTEN SIDING	
VLS	VINYL LAP SIDING	
TSV	THIN SET STONE VENEER	
PTB - 4	1X4 NOM. PVC TRIM BOARD	
PTB - 6	1X6 NOM. PVC TRIM BOARD	
PTB - 8	1X8 NOM. PVC TRIM BOARD	
PTB - 10	1X10 NOM. PVC TRIM BOARD	
PWT	PVC WATERABLE TRIM BOARD	
ARS	ASPHALT ROOF SHINGLE	
MSR	METAL SEAM ROOF	
ACS	ALUMINUM GUTTER SYSTEM	
DAB-1	DECORATIVE ARCHITECTURAL BRACKET - TYPE 1	
DAB-2	DECORATIVE ARCHITECTURAL BRACKET - TYPE 2	
PVCC	PVC COLUMN SURROUND	
PVCCP	PVC COLUMN SURROUND W/ PEDISTAL BASE	
PTAC	PTAC ARCHITECTURAL LOUVER	
PVCL	PVC LOUVER	
PVCBS	VINYL RAILING SYSTEM	
PVCBSB	PVC SQUARE BALUSTER SPANDRELS	

NOTES

- ALL EXTERIOR COLUMN ENCLOSURES INDICATED ARE REINFORCED FIBERGLASS
- ALL VERTICAL CORNER BOARD TRIM IS 1X6 NOM. U.N.O. - REFER TO DETAILS
- ALL WINDOW AND DOOR TRIM IS 1X4 U.N.O. - REFER TO DETAILS



EXTERIOR ELEVATIONS

JSA
ARCHITECTS
INTERIORS
PLANNERS

Architect
James Warner - #21AI01314800
JSA Incorporated
273 CORPORATE DRIVE
PORTSMOUTH, NH 03801
T 603.436.2551
F 603.436.6973
www.jsainc.com

Civil Engineer
Catherine Mueller - #24GE04425200
Omland Engineering Associates, Inc.
54 Horsehill Road
Cedar Knolls, N.J. 07927
Phone: 973-359-8400
www.olmland.com

Landscape Architect
James Ryan - #21AS00094700
JMC John Meyers Consulting Inc
120 Bedford Rd
Armonk, NY 10504-1818
Phone: 914-273-5225

Structural Engineer
Jeff S. Nowrocki - #24GE04992600
JSN Associates, Inc.
1 Autumn Street
Portsmouth, NH 03801
Phone: 603-433-8639
www.jsneng.com

Electrical Engineer
Fadi A. Bark - #24GE03819700
Vincent A. Dilorio, Inc.
89 Access Road
Suite 18
Norwood, MA 02062
Phone: 781-255-9754
www.vadeng.com

Mechanical, Fire Protection, Plumbing
Engineer
Paul Sullivan - #24GE04148100
RW Sullivan
529 Main St Suite 203
Boston, MA 02129
Phone: 617-337-9325
www.rwsullivan.com

Interior Designer
Karen Aumen
Aumen Anser Inc.
100 N. Charles St., Suite 910
Baltimore, MD 21201
Phone: 410-837-2767

Food Equipment
Jeff Dahl
Clark Food Service Equipment
2209 Old Philadelphia Pike
Lancaster PA 17602
Phone: 717-392-7363

**BRIGHTVIEW
SHELTER WARREN**

WARREN, NJ

SHELTER GROUP

DCA/HCPR # 5035-14

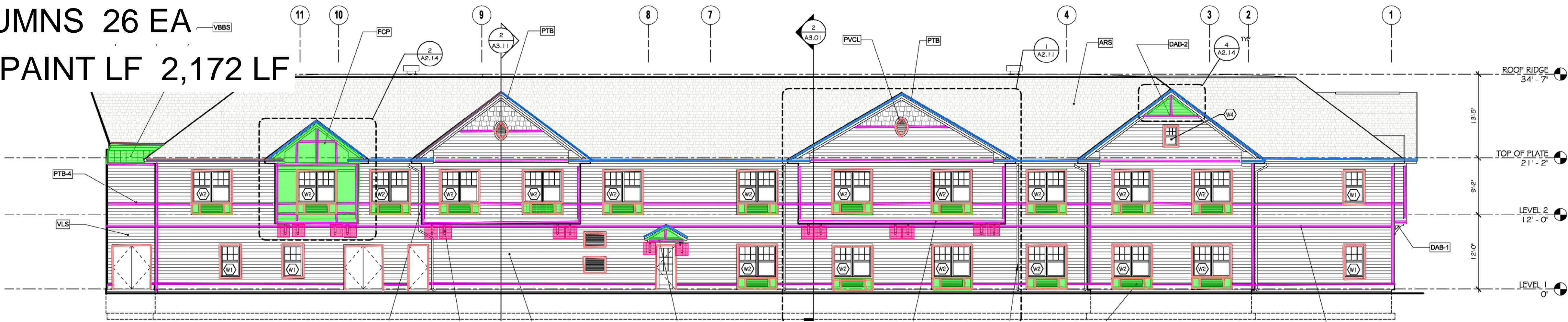
Scale: As indicated
Project Number: P635
Date: 21 APRIL 2014
Revisions:

**80% CONSTRUCTION
DOCUMENT SET**

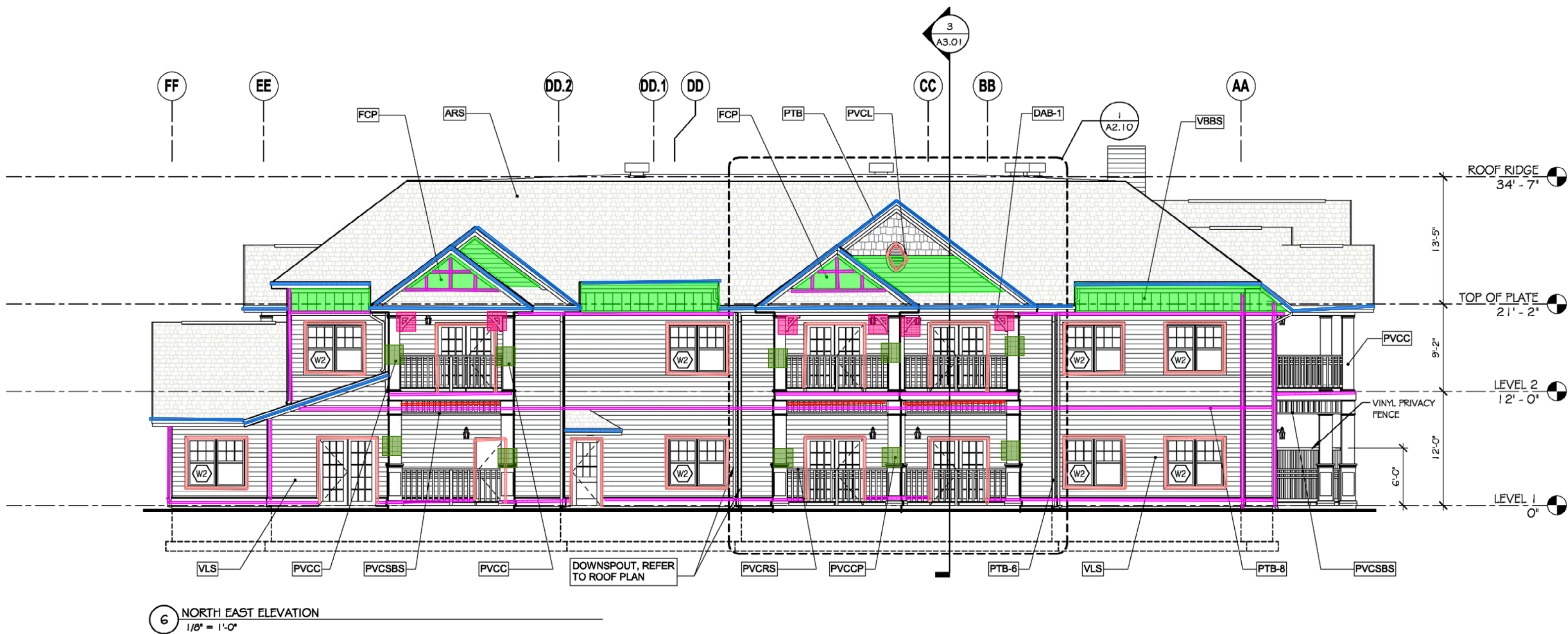
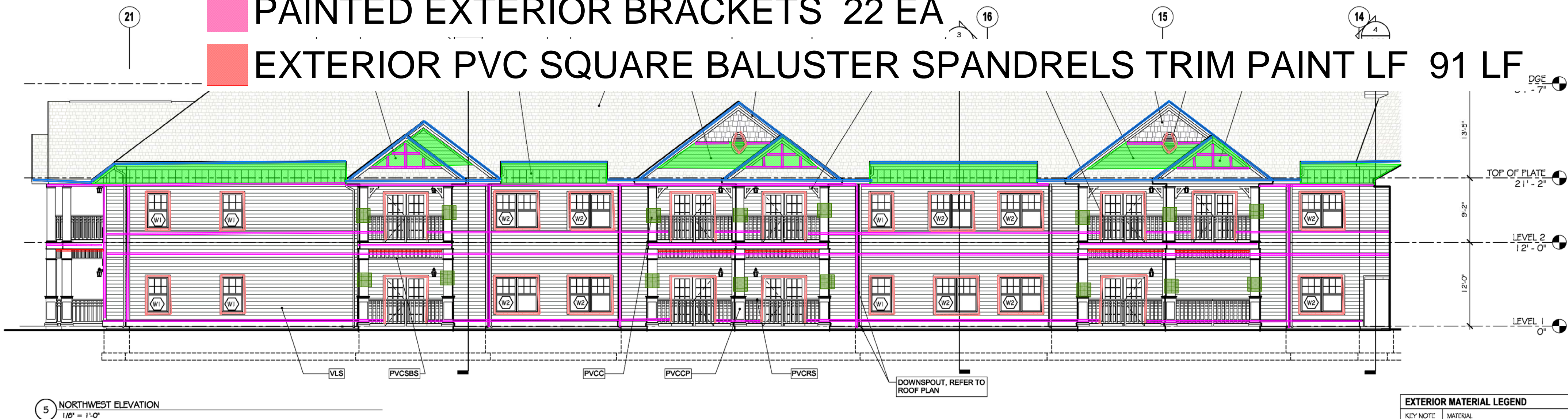
A2.01

COPYRIGHT © 2014

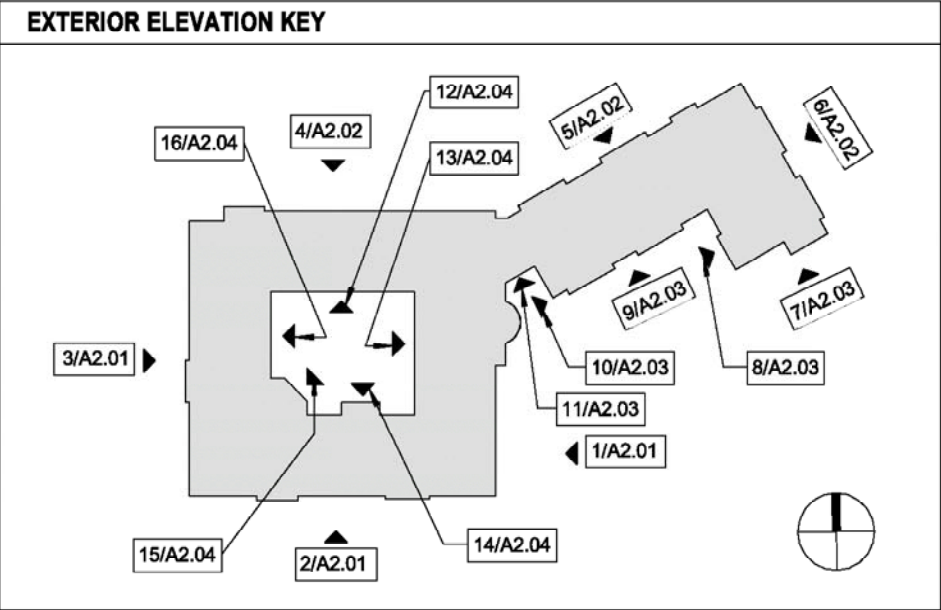
- EXTERIOR FREEZE BOARD PAINT LF 835 LF
- EXTERIOR FASCIA BOARD PAINT LF 835 LF
- EXTERIOR COLUMNS 26 EA
- EXTERIOR TRIM PAINT LF 2,172 LF



- EXTERIOR WINDOW/DOOR TRIM PAINT LF 1,719 LF
- EXTERIOR FIBER CEMENT PANEL PAINT SF 1,048 SF
- PAINTED EXTERIOR BRACKETS 22 EA
- EXTERIOR PVC SQUARE BALUSTER SPANDRELS TRIM PAINT LF 91 LF



EXTERIOR MATERIAL LEGEND		
KEY NOTE	MATERIAL	COMMENT
FCP	FIBER CEMENT PANEL	
VCS	VINYL CEDAR SHAKES	
VBBS	VINYL BOARD & BATTEN SIDING	
VLS	VINYL LAP SIDING	
TSV	THIN SET STONE VENER	
PTB - 4	1/4" NOM. PVC TRIM BOARD	
PTB - 6	1/8" NOM. PVC TRIM BOARD	
PTB - 8	1/8" NOM. PVC TRIM BOARD	
PTB - 10	1/10" NOM. PVC TRIM BOARD	
PWT	PVC WATERABLE TRIM BOARD	
ARS	ASPHALT ROOF SHINGLE	
MSR	METAL SEAM ROOF	
AGS	ALUMINUM GUTTER SYSTEM	
DAB-1	DECORATIVE ARCHITECTURAL BRACKET - TYPE 1	
DAB-2	DECORATIVE ARCHITECTURAL BRACKET - TYPE 2	
PVCC	PVC COLUMN SURROUND	
PVCCP	PVC COLUMN SURROUND W/ PEDESTAL BASE	
PTAC	PTAC ARCHITECTURAL LOUVER	
PVCL	PVC LOUVER	
PVCRS	VINYL RAILING SYSTEM	
PVCSBS	PVC SQUARE BALUSTER SPANDRELS	
NOTES		
1.	ALL EXTERIOR COLUMN ENCLOSURES INDICATED ARE REINFORCED FIBERGLASS	
2.	ALL VERTICAL CORNER BOARD TRIM IS 1/8" NOM. U.N.O. - REFER TO DETAILS	
3.	ALL WINDOW AND DOOR TRIM IS 1/4" NOM. U.N.O. - REFER TO DETAILS	



EXTERIOR ELEVATIONS

JSA
ARCHITECTS
INTERIORS
PLANNERS

Architect
James Warner - #21AI01314800
JSA Inc. CORPORATE DRIVE
273 CORPORATE DRIVE
PORTSMOUTH, NH 03801
T 603.436.2551
F 603.436.6973
www.jsainc.com

Civil Engineer
Catherine Mueller - #24GE04425200
Orland Engineering Associates, Inc.
54 Horsehill Road
Cedar Knolls, N.J. 07927
Phone: 973-359-8400
www.olmland.com

Landscape Architect
James Ryan - #21AS00094700
JMC John Meyers Consulting Inc
120 Bedford Rd
Armonk, NY 10504-1818
Phone: 914-273-5225

Structural Engineer
Jeff S. Nowrocki - #24G04992600
JSN Associates, Inc.
1 Autumn Street
Portsmouth, NH 03801
Phone: 603-433-8639
www.jsneng.com

Electrical Engineer
Fadi A. Bark - #24GE03819700
Vincent A. Dilorio, Inc.
89 Access Road
Suite 18
Norwood, MA 02062
Phone: 781-255-9754
www.vadeng.com

Mechanical, Fire Protection, Plumbing
Engineer
Paul Sullivan - #24GE04148100
RW Sullivan
529 Main St Suite 203
Boston, MA 02129
Phone: 617-337-9325
www.rwsullivan.com

Interior Designer
Karen Aumen
Aumen Anser Inc.
100 N. Charles St., Suite 910
Baltimore, MD 21201
Phone: 410-837-2767

Food Equipment
Jeff Dahl
Clark Food Service Equipment
2209 Old Philadelphia Pike
Lancaster PA 17602
Phone: 717-392-7363

BRIGHTVIEW
SENIOR LIVING

BRIGHTVIEW
SHELTER WARREN

WARREN, NJ

SHELTER GROUP

DCA/HCPR # 5035-14

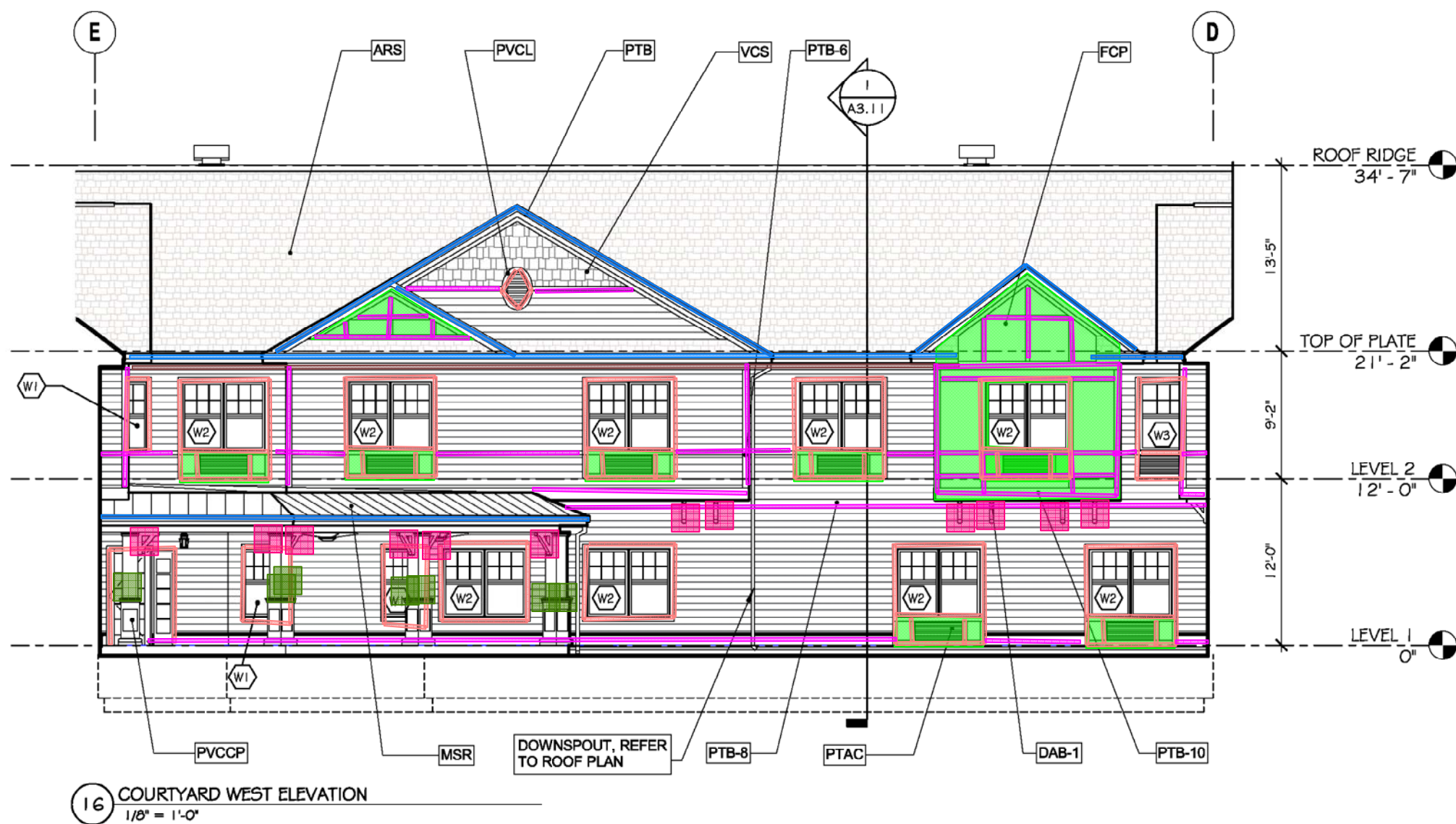
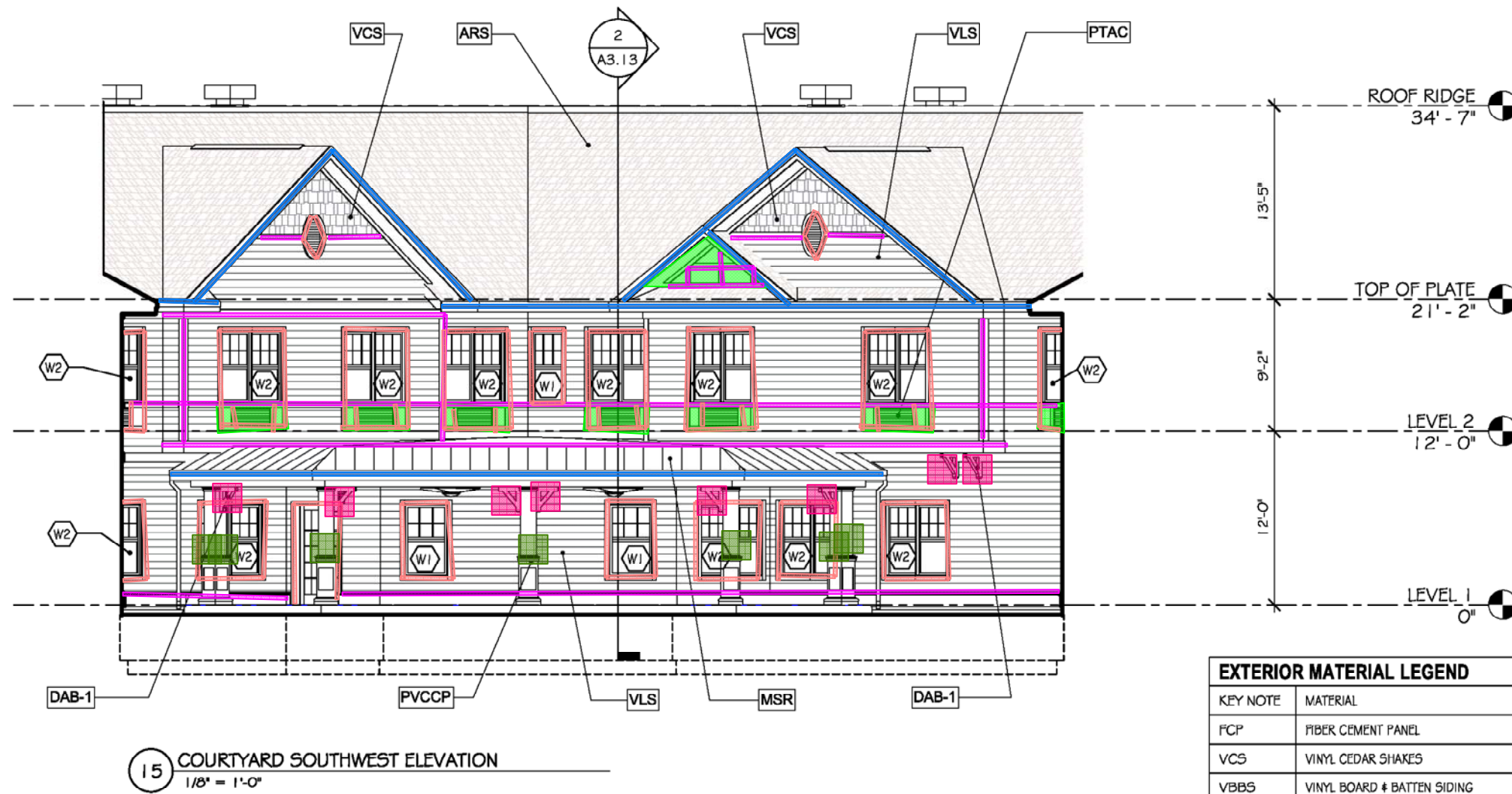
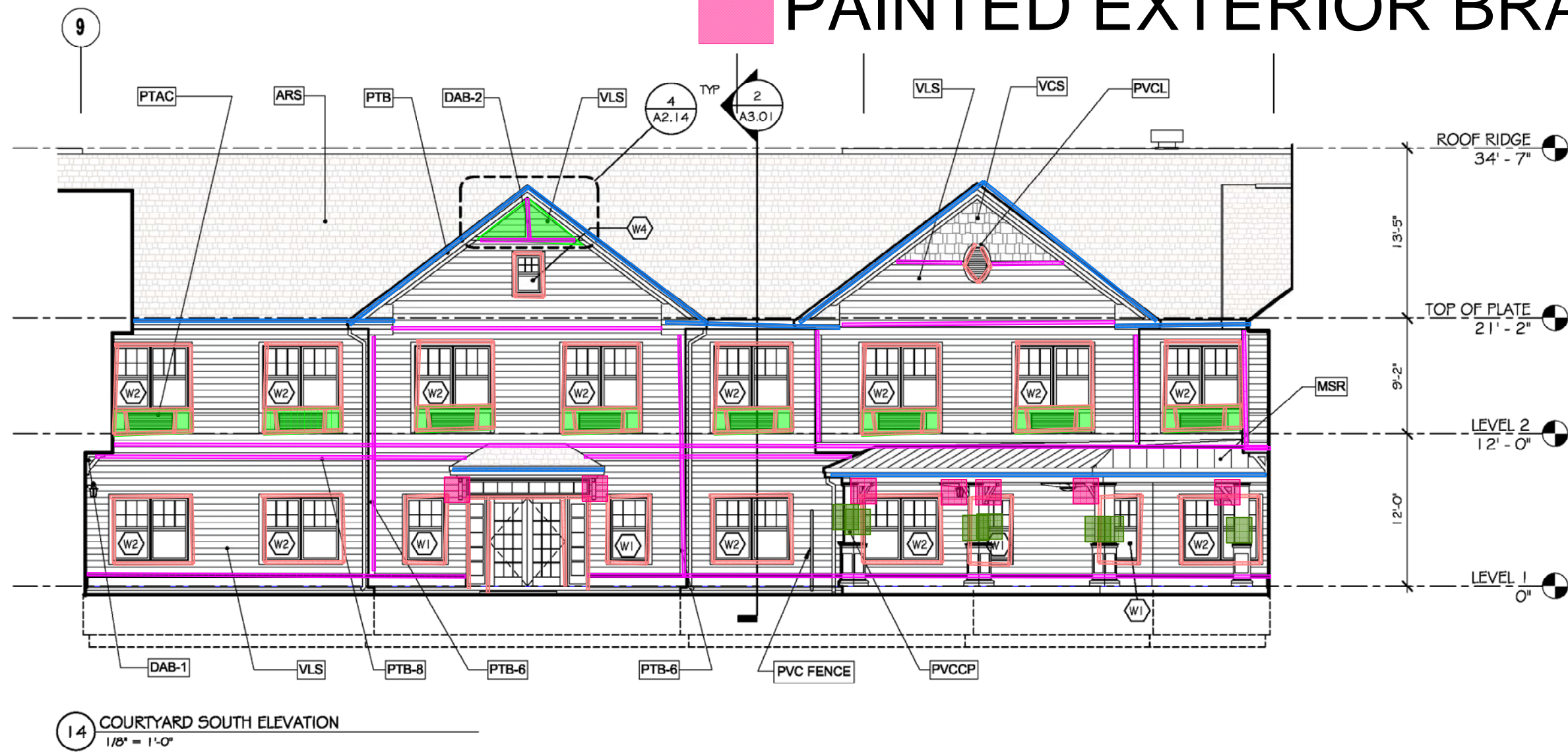
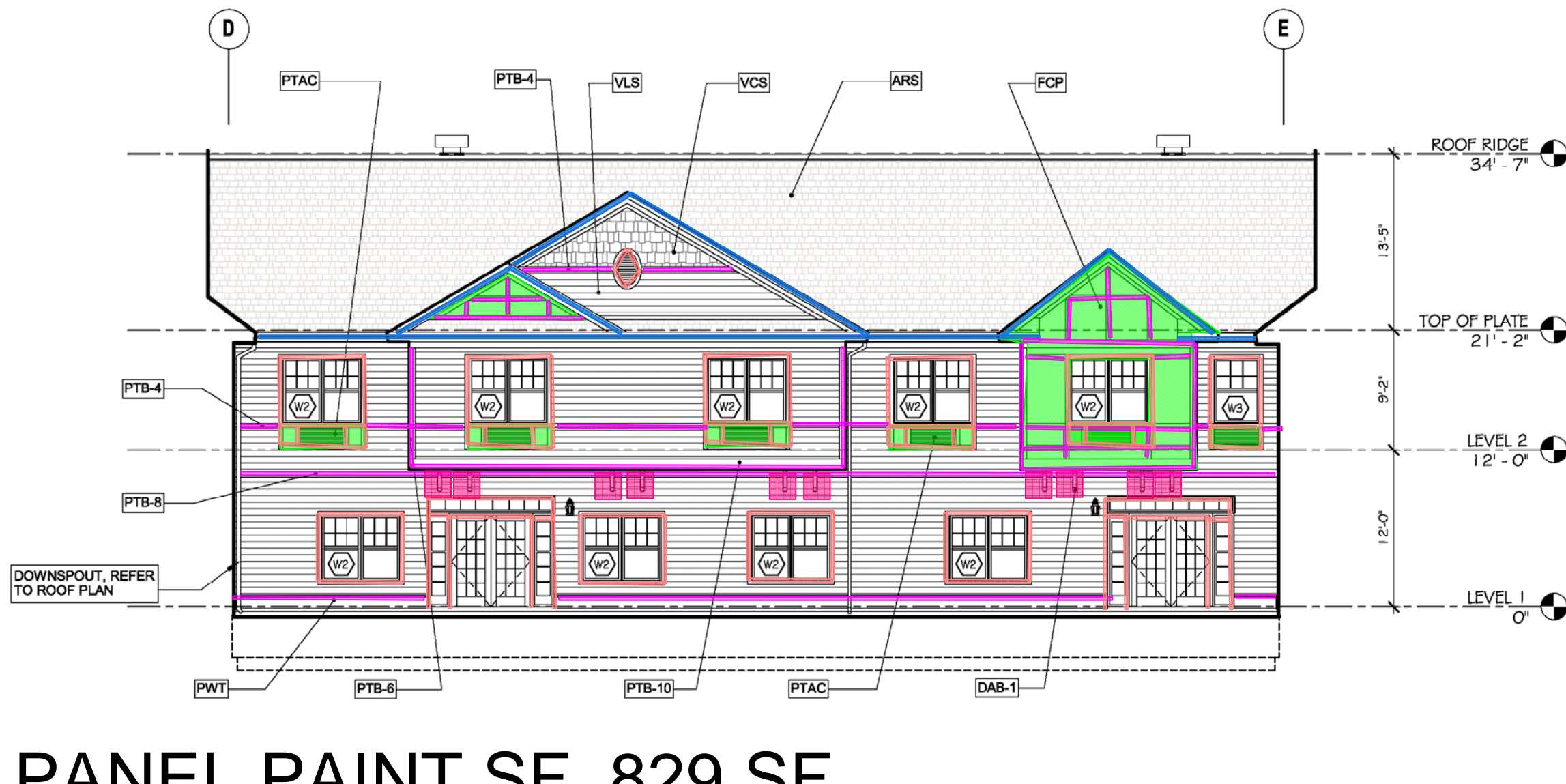
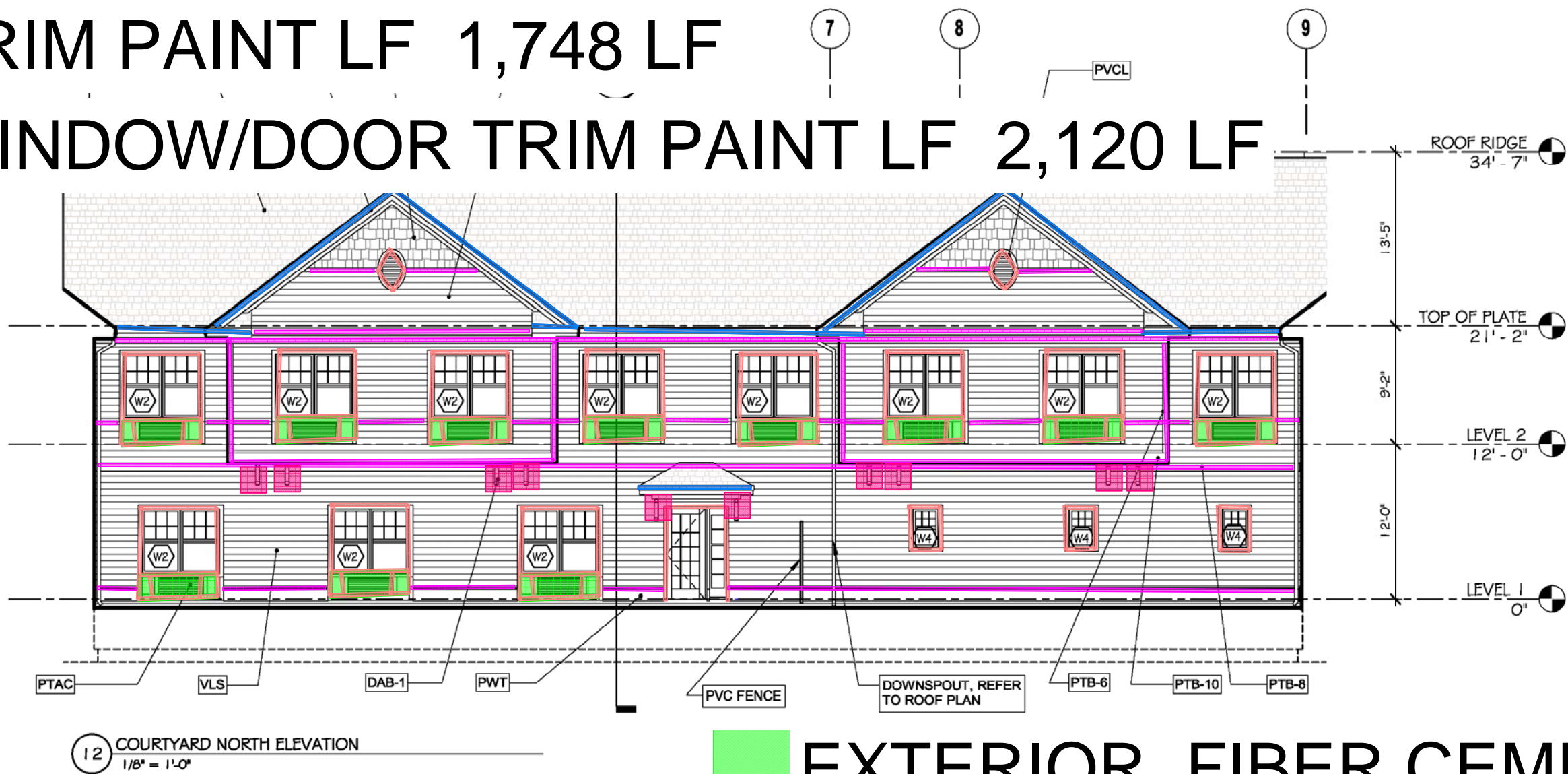
Scale: As indicated
Project Number: P635
Date: 21 APRIL 2014
Revisions:

80% CONSTRUCTION
DOCUMENT SET

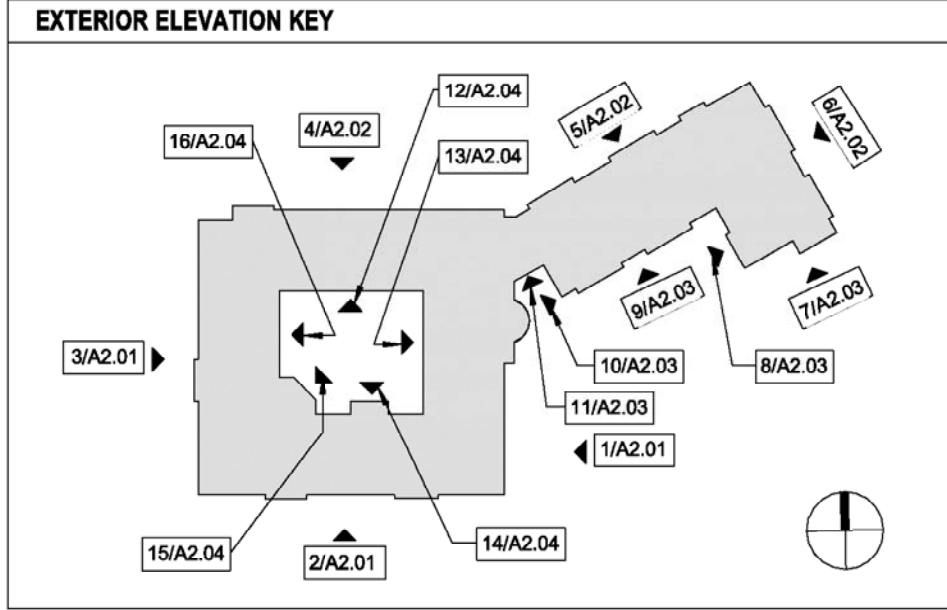
A2.02

COPYRIGHT © 2014

- EXTERIOR FASCIA BOARD PAINT LF 760 LF
- EXTERIOR FREEZE BOARD PAINT LF 760 LF
- EXTERIOR TRIM PAINT LF 1,748 LF
- EXTERIOR WINDOW/DOOR TRIM PAINT LF 2,120 LF



EXTERIOR MATERIAL LEGEND		
KEY NOTE	MATERIAL	COMMENT
FCP	FIBER CEMENT PANEL	
VCS	VINYL CEDAR SHAKES	
VBBB	VINYL BOARD & BATTEN SIDING	
VLS	VINYL LAP SIDING	
TSV	THIN SET STONE VENEER	
PTB - 4	1X4 NOM. PVC TRIM BOARD	
PTB - 6	1X6 NOM. PVC TRIM BOARD	
PTB - 8	1X8 NOM. PVC TRIM BOARD	
PTB - 10	1X10 NOM. PVC TRIM BOARD	
PWT	PVC WATERABLE TRIM BOARD	
ARS	ASPHALT ROOF SHINGLE	
MSR	METAL SEAM ROOF	
AGS	ALUMINUM GUTTER SYSTEM	
DAB-1	DECORATIVE ARCHITECTURAL BRACKET - TYPE 1	
DAB-2	DECORATIVE ARCHITECTURAL BRACKET - TYPE 2	
PVCC	PVC COLUMN SURROUND	
PVCCP	PVC COLUMN SURROUND W/ PEDESTAL BASE	
PTAC	PTAC ARCHITECTURAL LOUVER	
PVCL	PVC LOUVER	
PVCRS	VINYL RAILING SYSTEM	
PVCSQS	PVC SQUARE DALLISTER SPANDRELS	
NOTES		
1. ALL EXTERIOR COLUMN ENCLOSURES INDICATED ARE REINFORCED FIBERGLASS		
2. ALL VERTICAL CORNER BOARD TRIM IS 1X6 NOM. U.N.O. - REFER TO DETAILS		
3. ALL WINDOW AND DOOR TRIM IS 1X4 NOM. U.N.O. - REFER TO DETAILS		



EXTERIOR ELEVATIONS



Architect
James Warner - #21AI01314800
JSA Inc. 273 CORPORATE DRIVE
PORTSMOUTH, NH 03801
T 603.436.2551
F 603.436.6973
www.jsainc.com

Civil Engineer
Catherine Mueller - #24GE04425200
Omland Engineering Associates, Inc.
54 Horsehill Road
Cedar Knolls, N.J. 07927
Phone: 973-359-8400
www.olmland.com

Landscape Architect
James Ryan - #21AS00094700
JMC John Meyers Consulting Inc
120 Bedford Rd
Armonk, NY 10504-1818
Phone: 914-273-5225

Structural Engineer
Jeff S. Nowrocki - #24G04992600
JSN Associates, Inc.
1 Autumn Street
Portsmouth, NH 03801
Phone: 603-433-8639
www.jsneng.com

Electrical Engineer
Fadi A. Bark - #24GE03819700
Vincent A. Dilorio, Inc.
89 Access Road
Suite 18
Norwood, MA 02062
Phone: 781-255-9754
www.vadeng.com

Mechanical, Fire Protection, Plumbing
Engineer
Paul Sullivan - #24GE04148100
RW Sullivan
529 Main St Suite 203
Boston, MA 02129
Phone: 617-337-9325
www.rwsullivan.com

Interior Designer
Karen Aumen
Aumen Anser Inc.
100 N. Charles St., Suite 910
Baltimore, MD 21201
Phone: 410-837-2767

Food Equipment
Jeff Dahl
Clark Food Service Equipment
2209 Old Philadelphia Pike
Lancaster PA 17602
Phone: 717-392-7363



BRIGHTVIEW
SHELTER WARREN

WARREN, NJ

SHELTER GROUP

DCA/HCPR # 5035-14

Scale: As indicated
Project Number: P635
Date: 21 APRIL 2014
Revisions:

80% CONSTRUCTION
DOCUMENT SET

A2.04

COPYRIGHT © 2014

TYPE W2 WINDOWS INTERIOR TRIM PTD. 57 EA

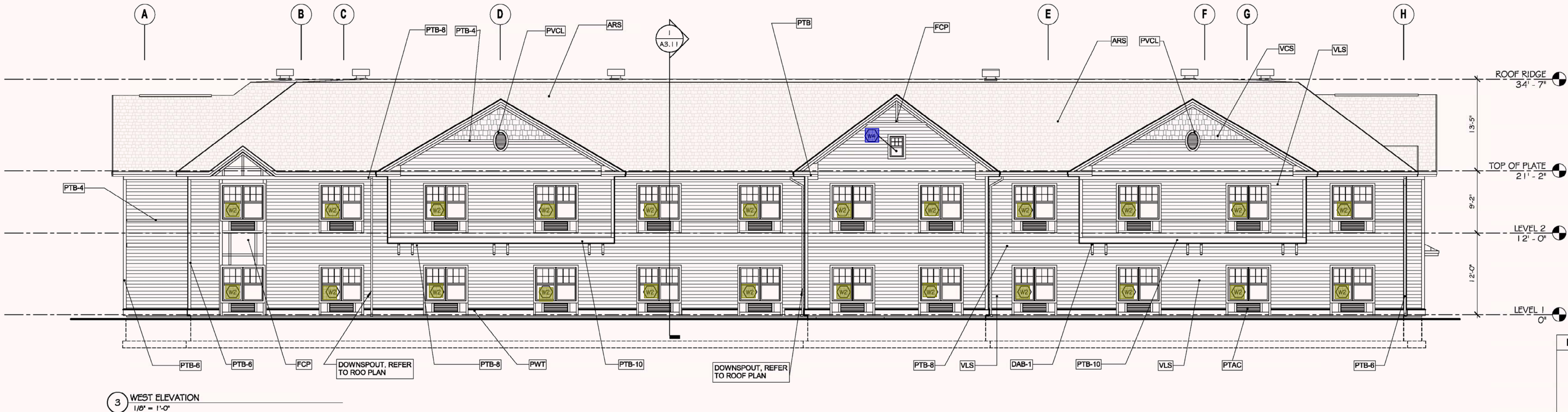
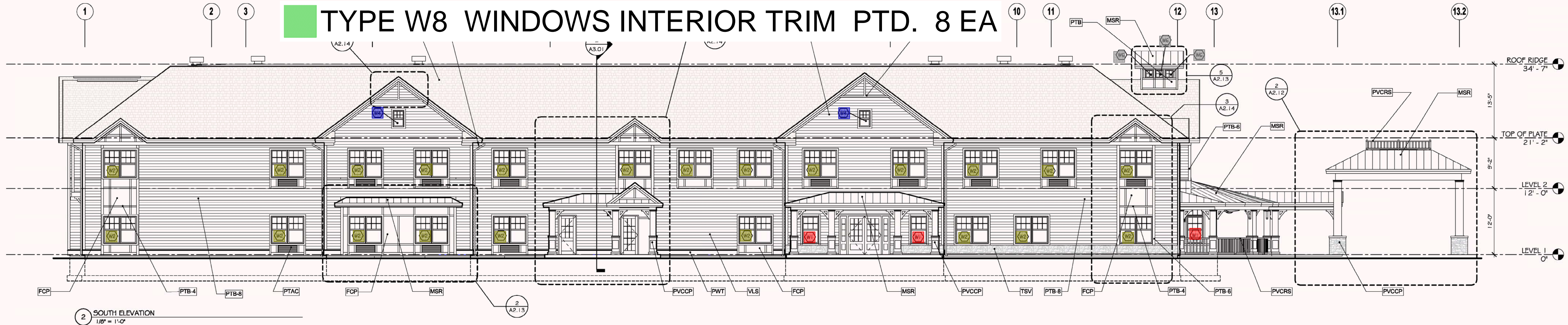
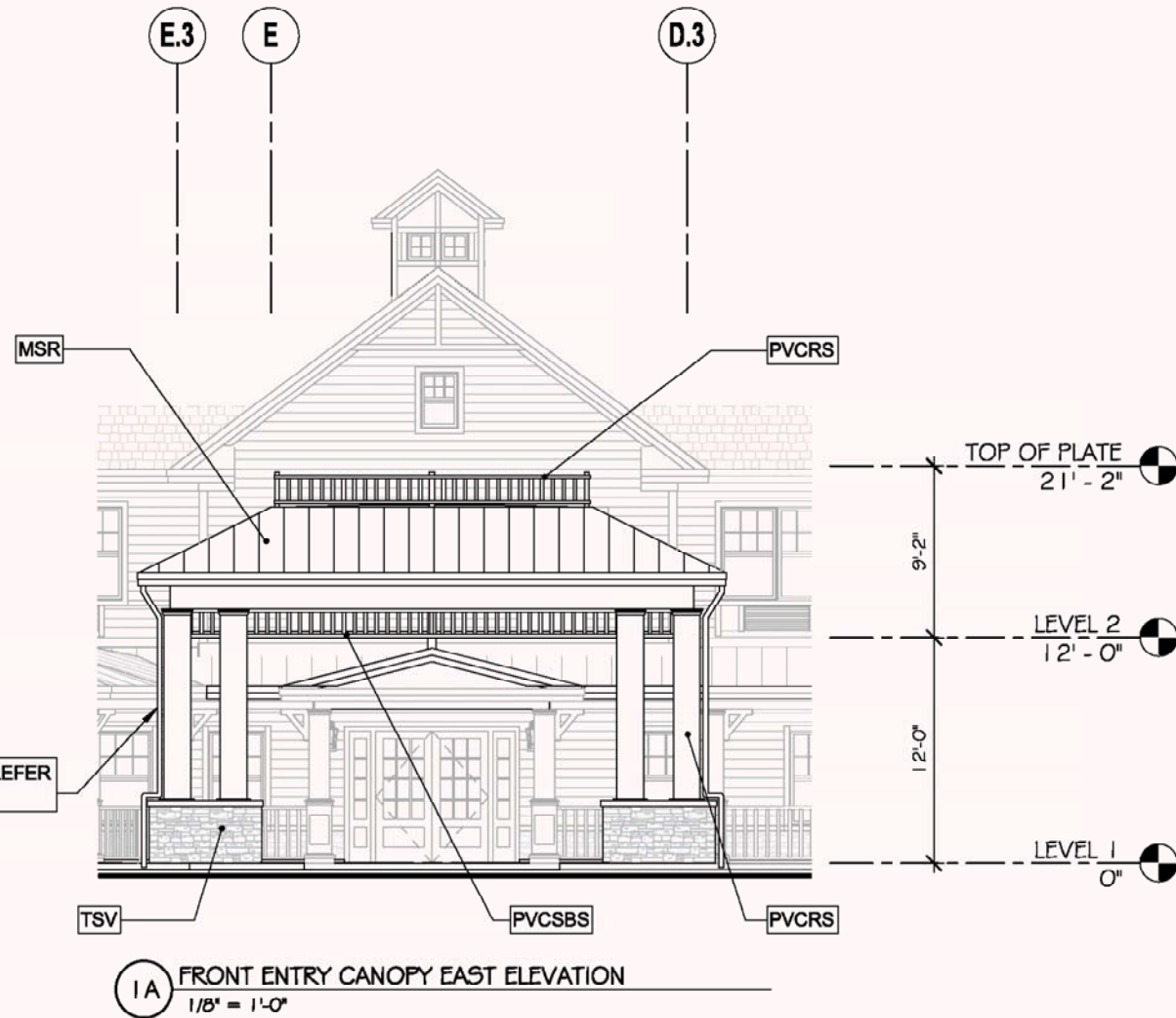
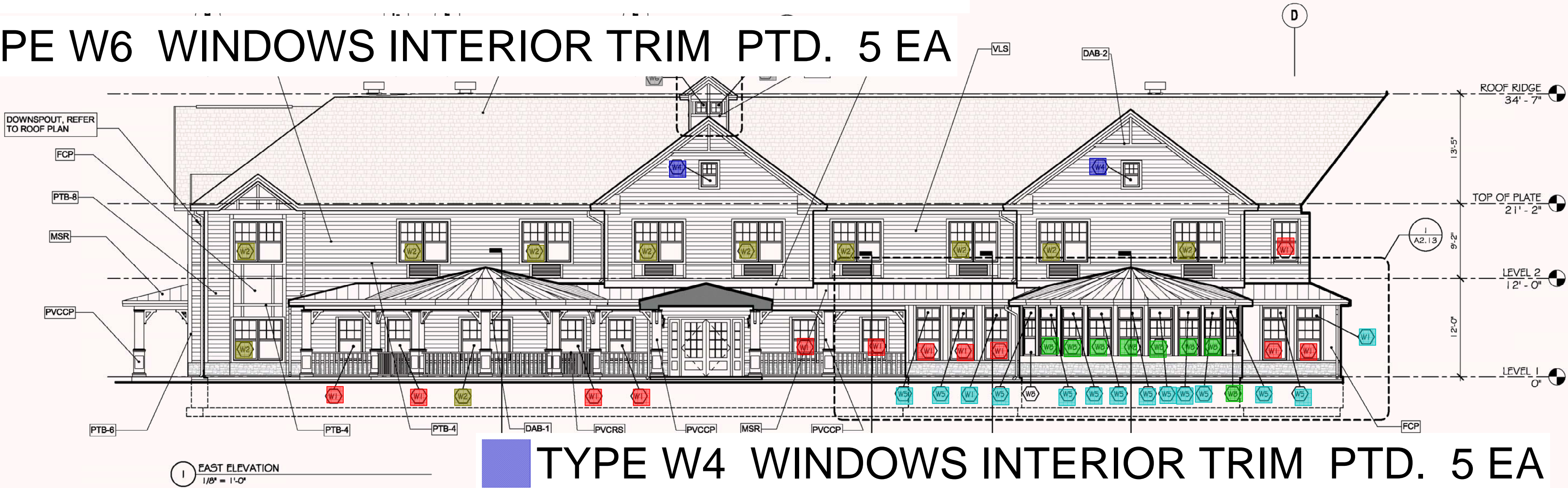
TYPE W1 WINDOWS INTERIOR TRIM PTD. 15 EA

TYPE W6 WINDOWS INTERIOR TRIM PTD. 5 EA

TYPE W4 WINDOWS INTERIOR TRIM PTD. 5 EA

TYPE W5 WINDOWS INTERIOR TRIM PTD. 14 EA

TYPE W8 WINDOWS INTERIOR TRIM PTD. 8 EA



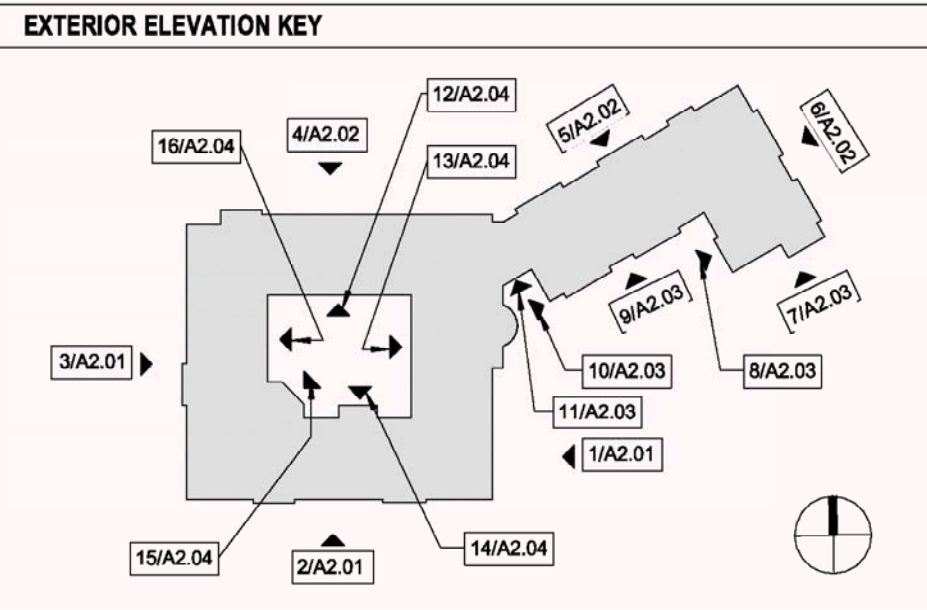
EXTERIOR MATERIAL LEGEND		
KEY NOTE	MATERIAL	COMMENT
FCP	FIBER CEMENT PANEL	
VCS	VINYL CEDAR SHAKES	
VBBS	VINYL BOARD & BATTEN SIDING	
VLS	VINYL LAP SIDING	
TSV	THIN SET STONE VENEER	
PTB - 4	1X4 NOM. PVC TRIM BOARD	
PTB - 6	1X6 NOM. PVC TRIM BOARD	
PTB - 8	1X8 NOM. PVC TRIM BOARD	
PTB - 10	1X10 NOM. PVC TRIM BOARD	
PWT	PVC WATERABLE TRIM BOARD	
ARS	ASPHALT ROOF SHINGLE	
MSR	METAL SEAM ROOF	
ACS	ALUMINUM GUTTER SYSTEM	
DAB-1	DECORATIVE ARCHITECTURAL BRACKET - TYPE 1	
DAB-2	DECORATIVE ARCHITECTURAL BRACKET - TYPE 2	
PVCC	PVC COLUMN SURROUND	
PVCCP	PVC COLUMN SURROUND W/ PEDISTAL BASE	
PTAC	PTAC ARCHITECTURAL LOUVER	
PVCL	PVC LOUVER	
PVCRS	VINYL RAILING SYSTEM	
PVCSBS	PVC SQUARE BALUSTER SPANDRELS	

NOTES

1. ALL EXTERIOR COLUMN ENCLOSURES INDICATED ARE REINFORCED FIBERGLASS

2. ALL VERTICAL CORNER BOARD TRIM IS 1X6 NOM. U.N.O. - REFER TO DETAILS

3. ALL WINDOW AND DOOR TRIM IS 1X4 NOM. U.N.O. - REFER TO DETAILS



EXTERIOR ELEVATIONS

JSA
ARCHITECTS
INTERIORS
PLANNERS

Architect
James Warner - #21AI01314800
JSA Inc. 273 CORPORATE DRIVE
PORTSMOUTH, NH 03801
T 603.436.2551
F 603.436.6973
www.jsainc.com

Civil Engineer
Catherine Mueller - #24GE04425200
Omland Engineering Associates, Inc.
54 Horsehill Road
Cedar Knolls, N.J. 07927
Phone: 973-359-8400
www.olmland.com

Landscape Architect
James Ryan - #21AS00094700
JMC John Meyers Consulting Inc
120 Bedford Rd
Armonk, NY 10504-1818
Phone: 914-273-5225

Structural Engineer
Jeff S. Nowrocki - #24GO4992600
JSN Associates, Inc.
1 Autumn Street
Portsmouth, NH 03801
Phone: 603-433-8639
www.jsneng.com

Electrical Engineer
Fadi A. Bark - #24GE03819700
Vincent A. Dilorio, Inc.
89 Access Road
Suite 18
Norwood, MA 02062
Phone: 781-255-9754
www.vadeng.com

Mechanical, Fire Protection, Plumbing Engineer
Paul Sullivan - #24GE04148100
RW Sullivan
529 Main St Suite 203
Boston, MA 02129
Phone: 617-337-9325
www.rwsullivan.com

Interior Designer
Karen Aumen
Aumen Anser Inc.
100 N. Charles St., Suite 910
Baltimore, MD 21201
Phone: 410-837-2767

Food Equipment
Jeff Dahl
Clark Food Service Equipment
2209 Old Philadelphia Pike
Lancaster PA 17602
Phone: 717-392-7363

BRIGHTVIEW
SENIOR LIVING

BRIGHTVIEW
SHELTER WARREN
WARREN, NJ

SHELTER GROUP

DCA/HCP# 5035-14

Scale: As indicated
Project Number: P635
Date: 21 APRIL 2014
Revisions:

80% CONSTRUCTION
DOCUMENT SET

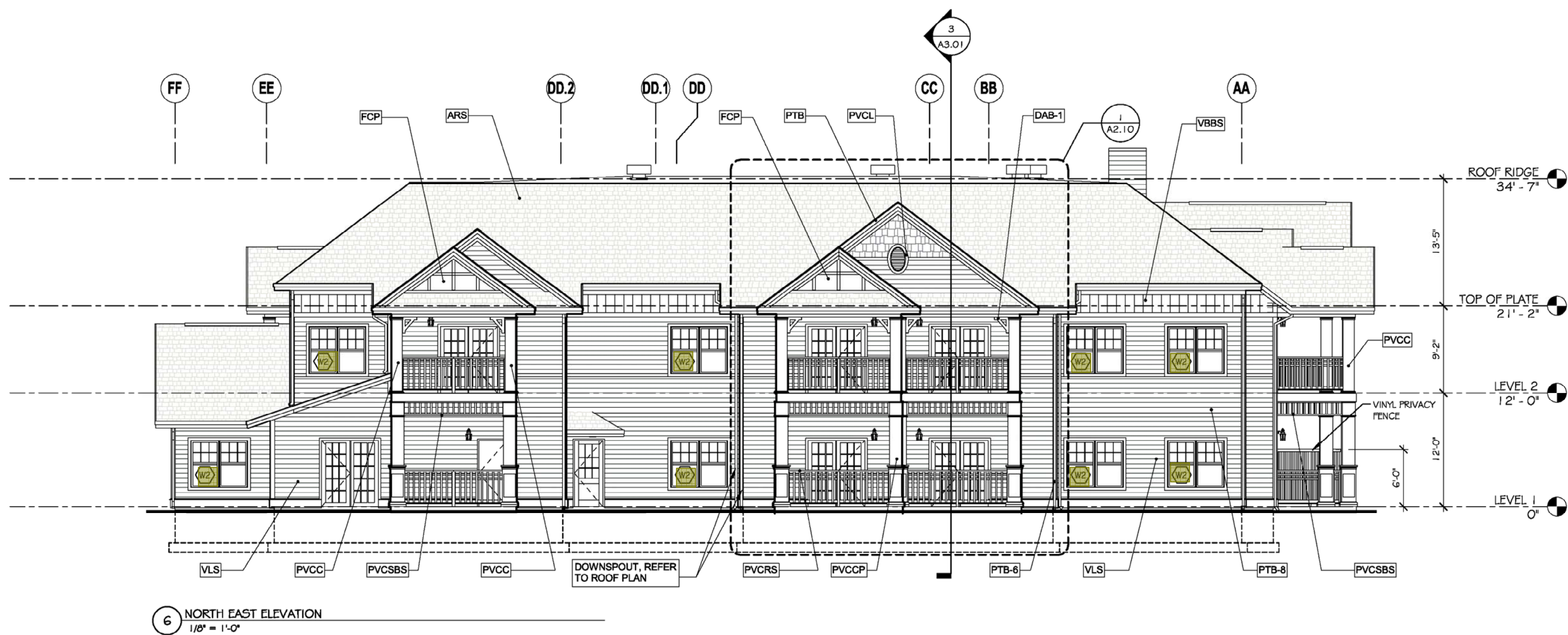
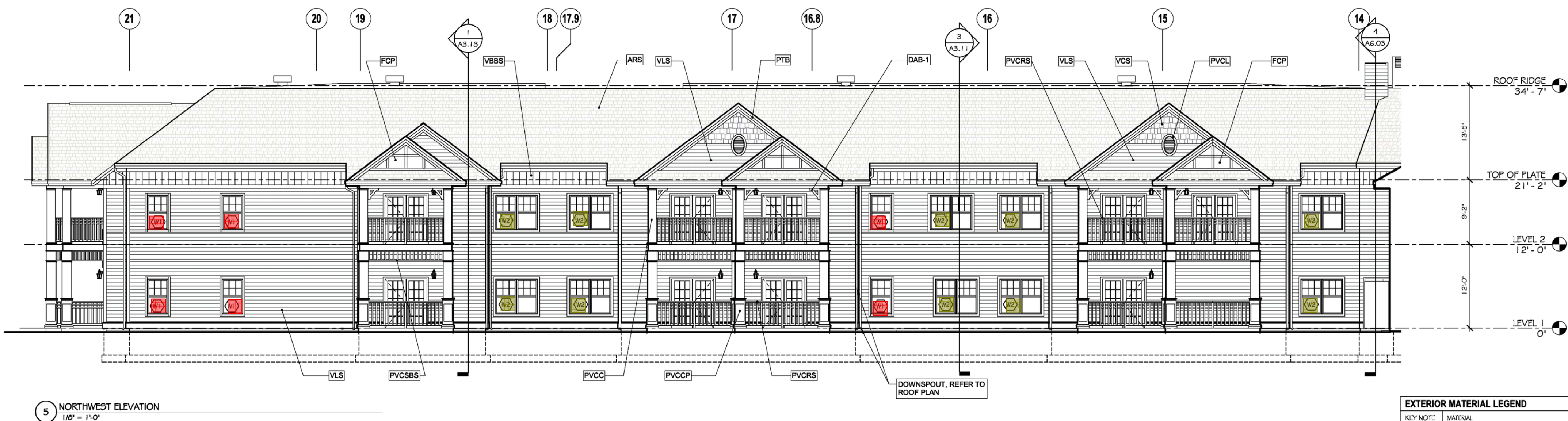
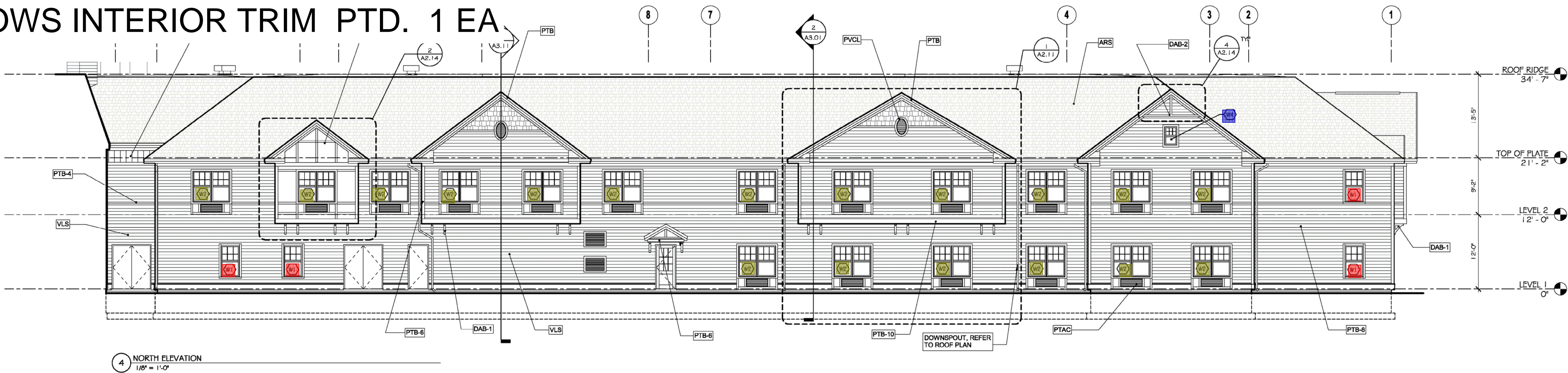
A2.01

COPYRIGHT © 2014

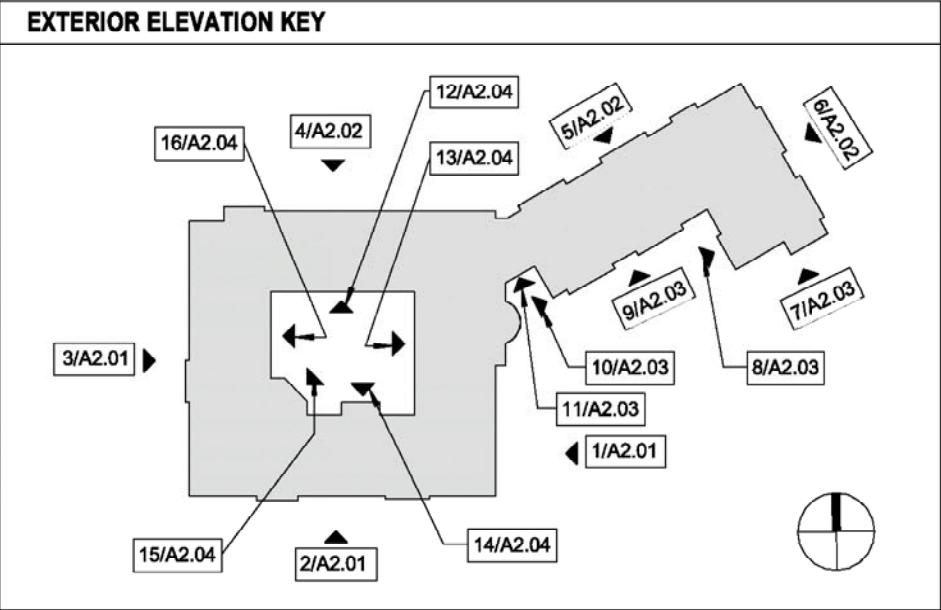
TYPE W1 WINDOWS INTERIOR TRIM PTD. 10 EA

TYPE W2 WINDOWS INTERIOR TRIM PTD. 36 EA

TYPE W4 WINDOWS INTERIOR TRIM PTD. 1 EA



EXTERIOR MATERIAL LEGEND		
KEY NOTE	MATERIAL	COMMENT
FCP	FIBER CEMENT PANEL	
VCS	VINYL CEDAR SHAKES	
VBBS	VINYL BOARD & BATTEN SIDING	
VLS	VINYL LAP SIDING	
TSV	THIN SET STONE VENER	
PTB - 4	1/4" NOM. PVC TRIM BOARD	
PTB - 6	1/8" NOM. PVC TRIM BOARD	
PTB - 8	1/8" NOM. PVC TRIM BOARD	
PTB - 10	1/10" NOM. PVC TRIM BOARD	
PWT	PVC WATERABLE TRIM BOARD	
ARS	ASPHALT ROOF SHINGLE	
MSR	METAL SEAM ROOF	
AGS	ALUMINUM GUTTER SYSTEM	
DAB-1	DECORATIVE ARCHITECTURAL BRACKET - TYPE 1	
DAB-2	DECORATIVE ARCHITECTURAL BRACKET - TYPE 2	
PVCC	PVC COLUMN SURROUND	
PVCCP	PVC COLUMN SURROUND W/ PEDESTAL BASE	
PTAC	PTAC ARCHITECTURAL LOUVER	
PVCL	PVC LOUVER	
PVCRS	VINYL RAILING SYSTEM	
PVCSBS	PVC SQUARE BALUSTER SPINDLES	
NOTES		
1.	ALL EXTERIOR COLUMN ENCLOSURES INDICATED ARE REINFORCED FIBERGLASS	
2.	ALL VERTICAL CORNER BOARD TRIM IS 1X6 NOM. U.N.O. - REFER TO DETAILS	
3.	ALL WINDOW AND DOOR TRIM IS 1/4" NOM. U.N.O. - REFER TO DETAILS	



EXTERIOR ELEVATIONS



Architect
James Warner - #21AI01314800
JSA Inc. CORPORATE DRIVE
PORTSMOUTH, NH 03801
T 603.436.2551
F 603.436.6973
www.jsainc.com

Civil Engineer
Catherine Mueller - #24GE04425200
Omland Engineering Associates, Inc.
54 Horsehill Road
Cedar Knolls, N.J. 07927
Phone: 973-359-8400
www.olmland.com

Landscape Architect
James Ryan - #21AS00094700
JMC John Meyers Consulting Inc
120 Bedford Rd
Armonk, NY 10504-1818
Phone: 914-273-5225

Structural Engineer
Jeff S. Nowrocki - #24G04992600
JSN Associates, Inc.
1 Autumn Street
Portsmouth, NH 03801
Phone: 603-433-8639
www.jsneng.com

Electrical Engineer
Fadi A. Bark - #24GE03819700
Vincent A. Dilorio, Inc.
89 Access Road
Suite 18
Norwood, MA 02062
Phone: 781-255-9754
www.vadeng.com

Mechanical, Fire Protection, Plumbing
Engineer
Paul Sullivan - #24GE04148100
RW Sullivan
529 Main St Suite 203
Boston, MA 02129
Phone: 617-337-9325
www.rwsullivan.com

Interior Designer
Karen Aumen
Aumen Anser Inc.
100 N. Charles St., Suite 910
Baltimore, MD 21201
Phone: 410-837-2767

Food Equipment
Jeff Dahl
Clark Food Service Equipment
2209 Old Philadelphia Pike
Lancaster PA 17602
Phone: 717-392-7363



BRIGHTVIEW
SHELTER WARREN

WARREN, NJ

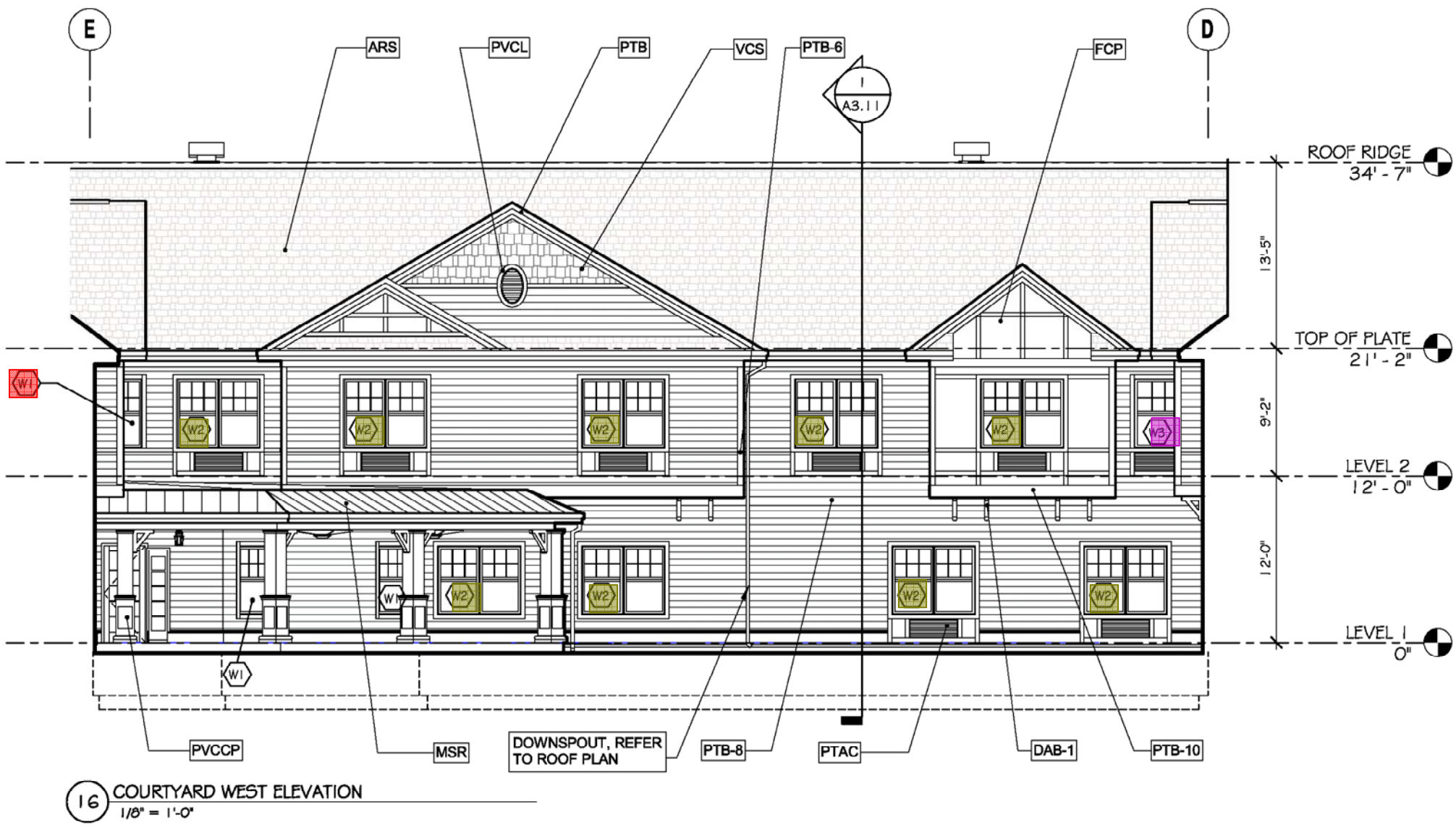
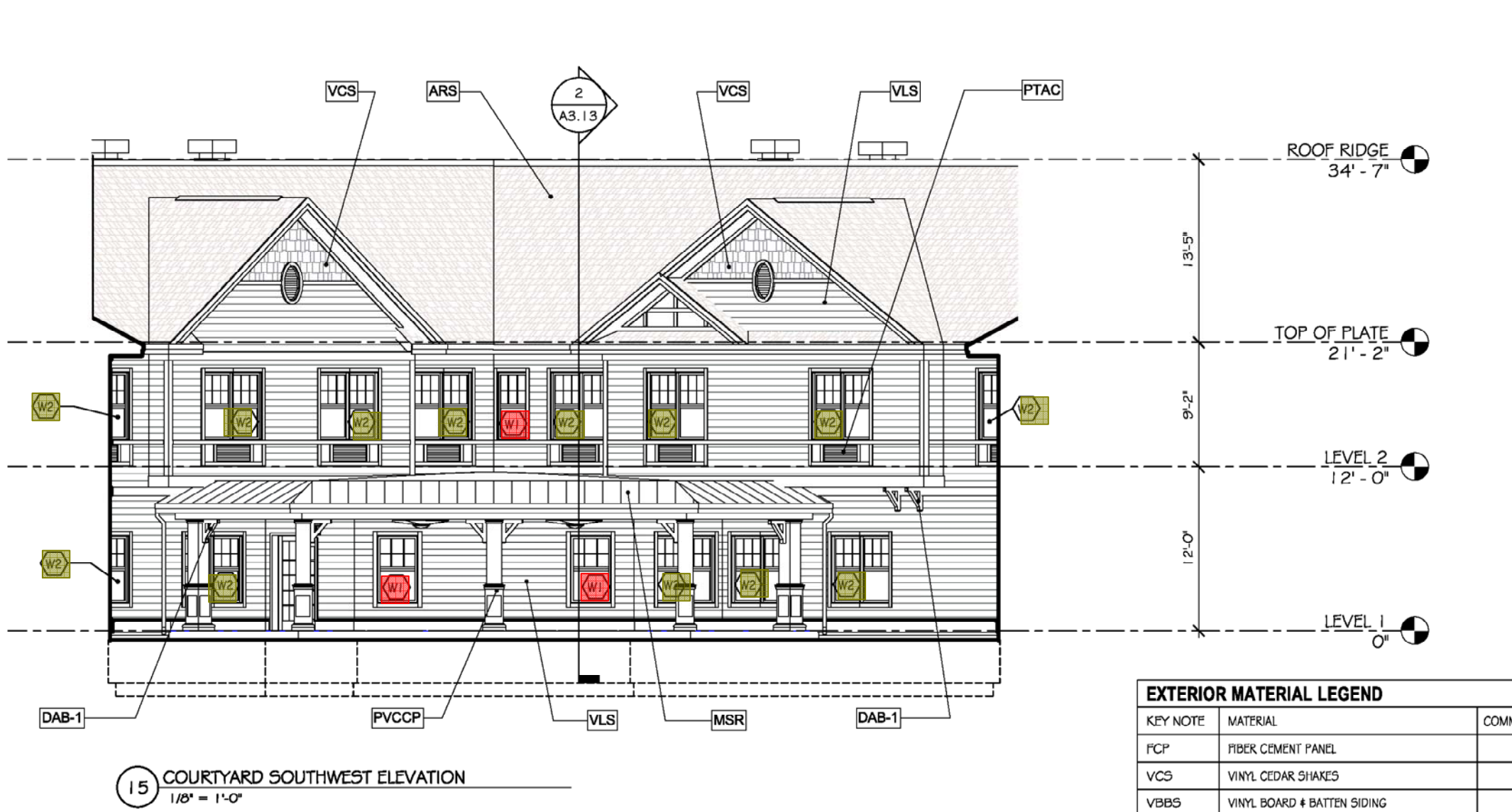
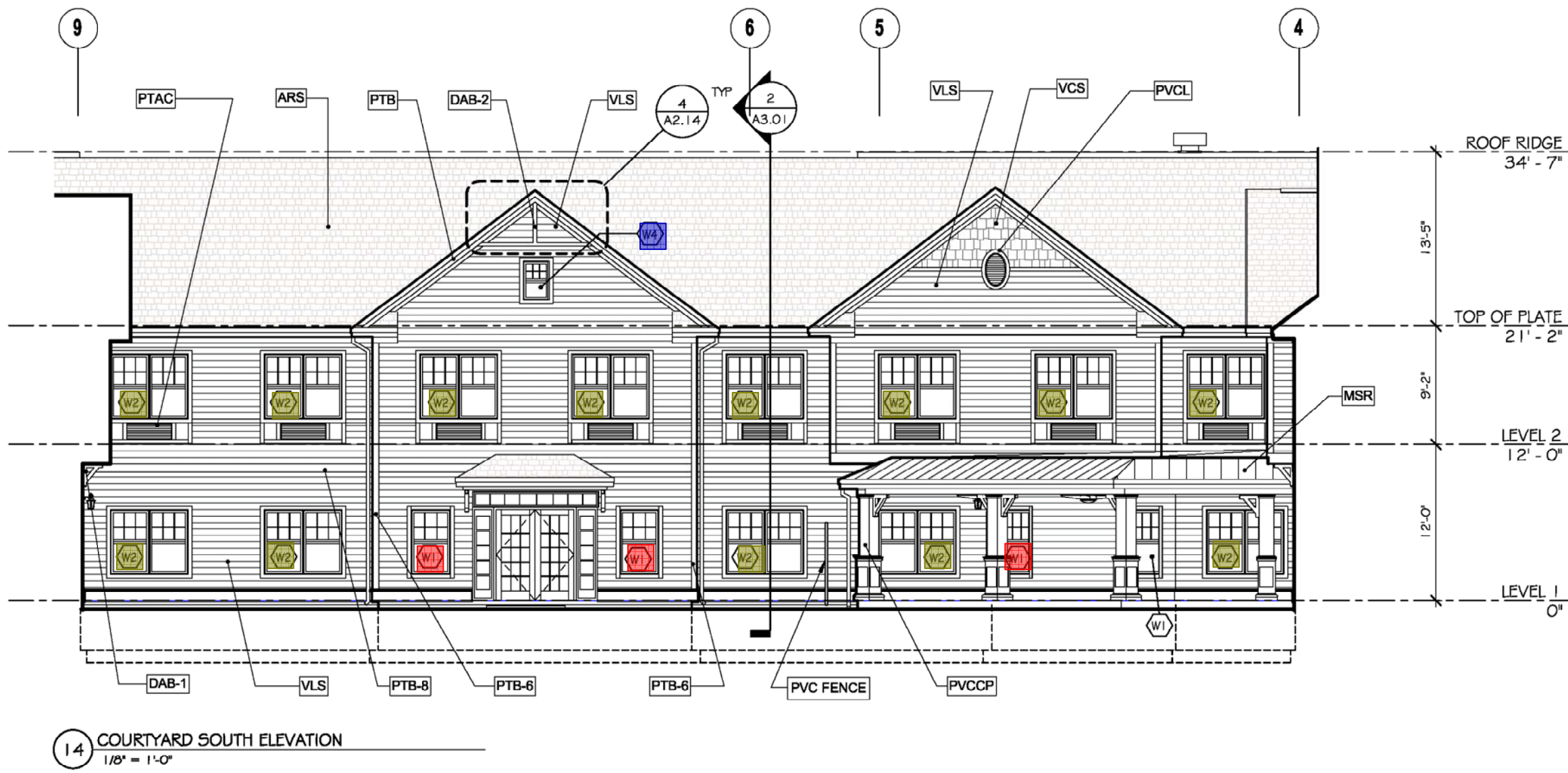
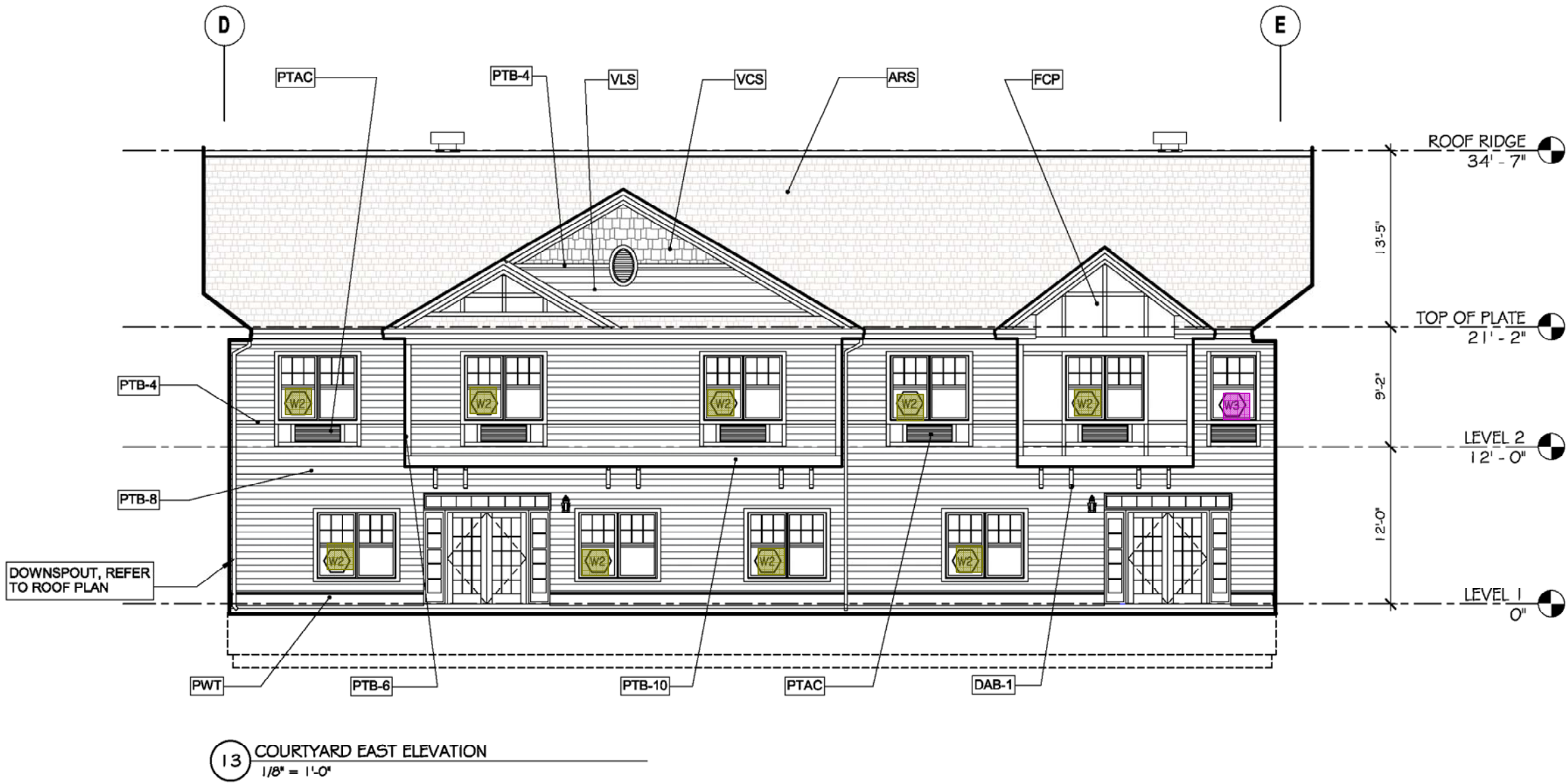
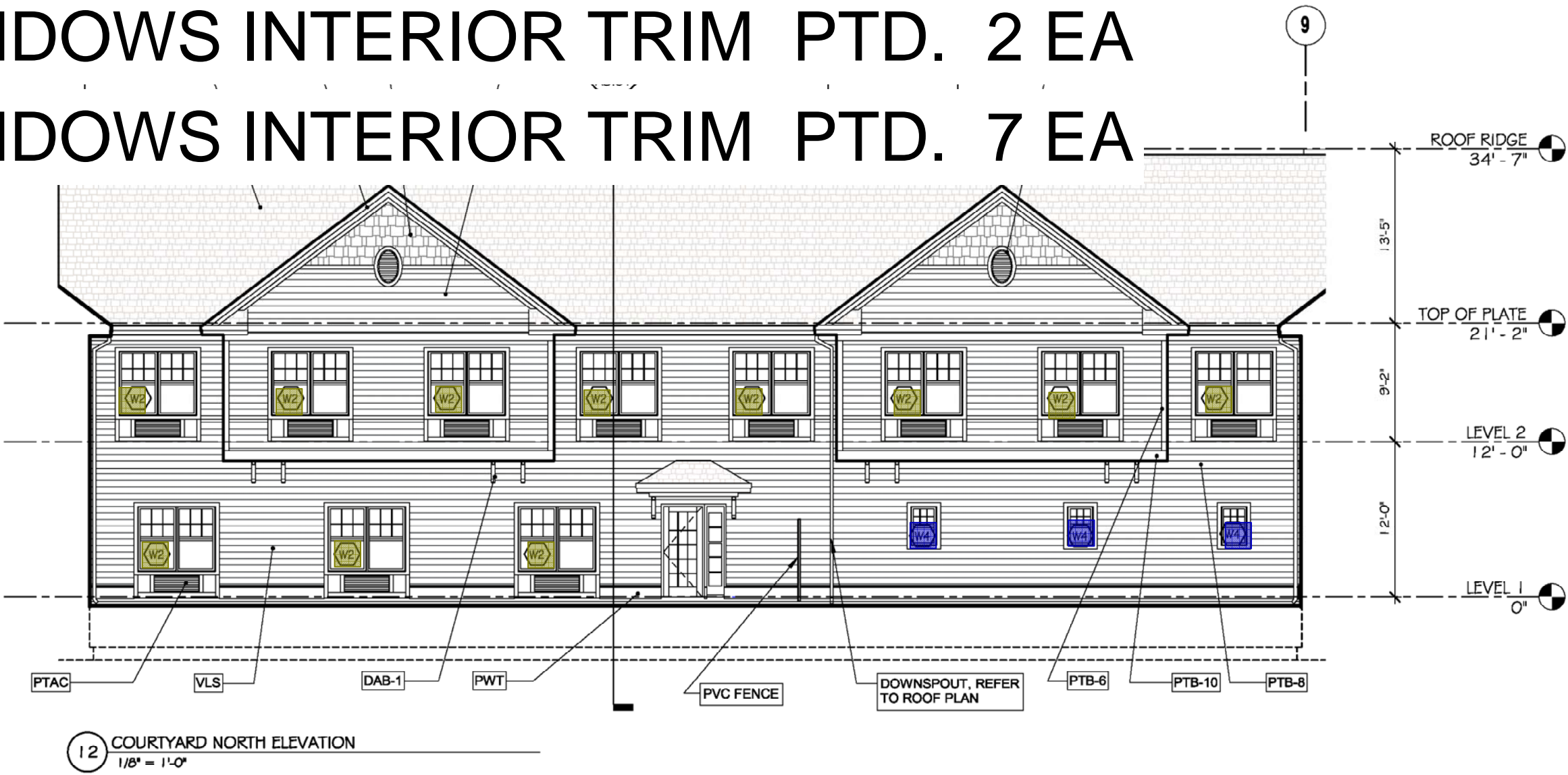
SHELTER GROUP

DCA/HCPR # 5035-14

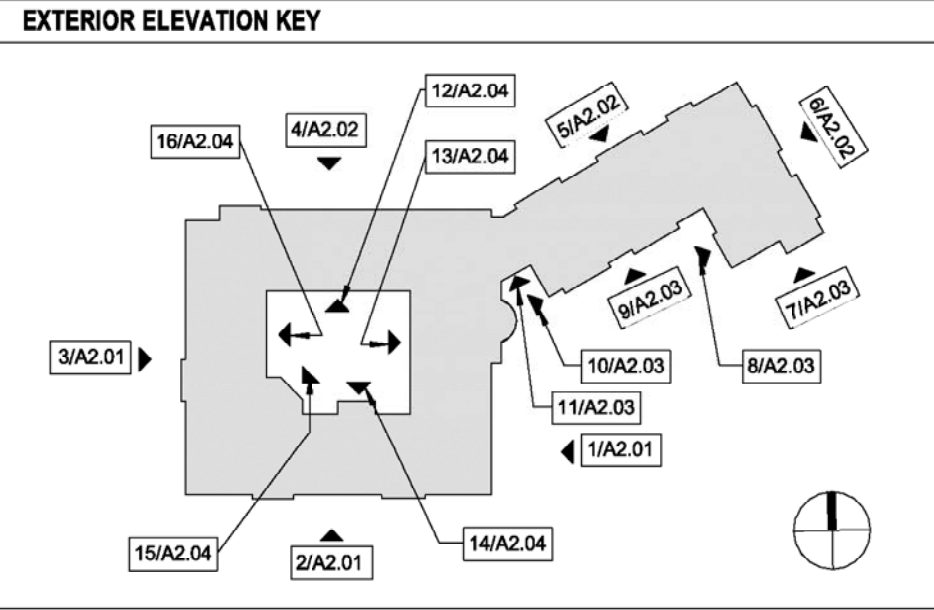
Scale: As indicated
Project Number: P635
Date: 21 APRIL 2014
Revisions:

80% CONSTRUCTION
DOCUMENT SET

- TYPE W2 WINDOWS INTERIOR TRIM PTD. 55 EA
- TYPE W4 WINDOWS INTERIOR TRIM PTD. 4 EA
- TYPE W3 WINDOWS INTERIOR TRIM PTD. 2 EA
- TYPE W1 WINDOWS INTERIOR TRIM PTD. 7 EA



EXTERIOR MATERIAL LEGEND		
KEY NOTE	MATERIAL	COMMENT
FCP	FIBER CEMENT PANEL	
VCS	VINYL CEDAR SHAKES	
VBBBS	VINYL BOARD & BATTEN SIDING	
VLS	VINYL LAP SIDING	
TSV	THIN SET STONE VENEER	
PTB - 4	1X4 NOM. PVC TRIM BOARD	
PTB - 6	1X6 NOM. PVC TRIM BOARD	
PTB - 8	1X8 NOM. PVC TRIM BOARD	
PTB - 10	1X10 NOM. PVC TRIM BOARD	
PWT	PVC WATERFALL TRIM BOARD	
ARS	ASPHALT ROOF SHINGLE	
MSR	METAL SEAM ROOF	
AGS	ALUMINUM GUTTER SYSTEM	
DAB-1	DECORATIVE ARCHITECTURAL BRACKET - TYPE 1	
DAB-2	DECORATIVE ARCHITECTURAL BRACKET - TYPE 2	
PVCC	PVC COLUMN SURROUND	
PVCCP	PVC COLUMN SURROUND W/ PEDESTAL BASE	
PTAC	PTAC ARCHITECTURAL LOUVER	
PVCL	PVC LOUVER	
PVCRS	VINYL RAILING SYSTEM	
PVCSDS	PVC SQUARE DALLISTER STAINLESS	
NOTES		
1. ALL EXTERIOR COLUMN ENCLOSURES INDICATED ARE REINFORCED FIBERGLASS		
2. ALL VERTICAL CORNER BOARD TRIM IS 1X6 NOM. U.N.O. - REFER TO DETAILS		
3. ALL WINDOW AND DOOR TRIM IS 1X4 NOM. U.N.O. - REFER TO DETAILS		



EXTERIOR ELEVATIONS

Architect
James Warner - #21AI01314800
JSA Inc. 273 CORPORATE DRIVE
PORTSMOUTH, NH 03801
T 603.436.2551
F 603.436.6973
www.jsainc.com

Civil Engineer
Catherine Mueller - #24GE04425200
Omland Engineering Associates, Inc.
54 Horsehill Road
Cedar Knolls, N.J. 07927
Phone: 973-359-8400
www.olmland.com

Landscape Architect
James Ryan - #21AS00094700
JMC John Meyers Consulting Inc
120 Bedford Rd
Armonk, NY 10504-1818
Phone: 914-273-5225

Structural Engineer
Jeff S. Nowrocki - #24G04992600
JSN Associates, Inc.
1 Autumn Street
Portsmouth, NH 03801
Phone: 603-433-8639
www.jsneng.com

Electrical Engineer
Fadi A. Bark - #24GE0819700
Vincent A. Dilorio, Inc.
89 Access Road
Suite 18
Norwood, MA 02062
Phone: 781-255-9754
www.vadeng.com

Mechanical, Fire Protection, Plumbing
Engineer
Paul Sullivan - #24GE04148100
RW Sullivan
529 Main St Suite 203
Boston, MA 02129
Phone: 617-337-9325
www.rwsullivan.com

Interior Designer
Karen Aumen
Aumen Anser Inc.
100 N. Charles St., Suite 910
Baltimore, MD 21201
Phone: 410-837-2767

Food Equipment
Jeff Dahl
Clark Food Service Equipment
2209 Old Philadelphia Pike
Lancaster PA 17602
Phone: 717-392-7363

BRIGHTVIEW
SHELTER WARREN

WARREN, NJ

SHELTER GROUP

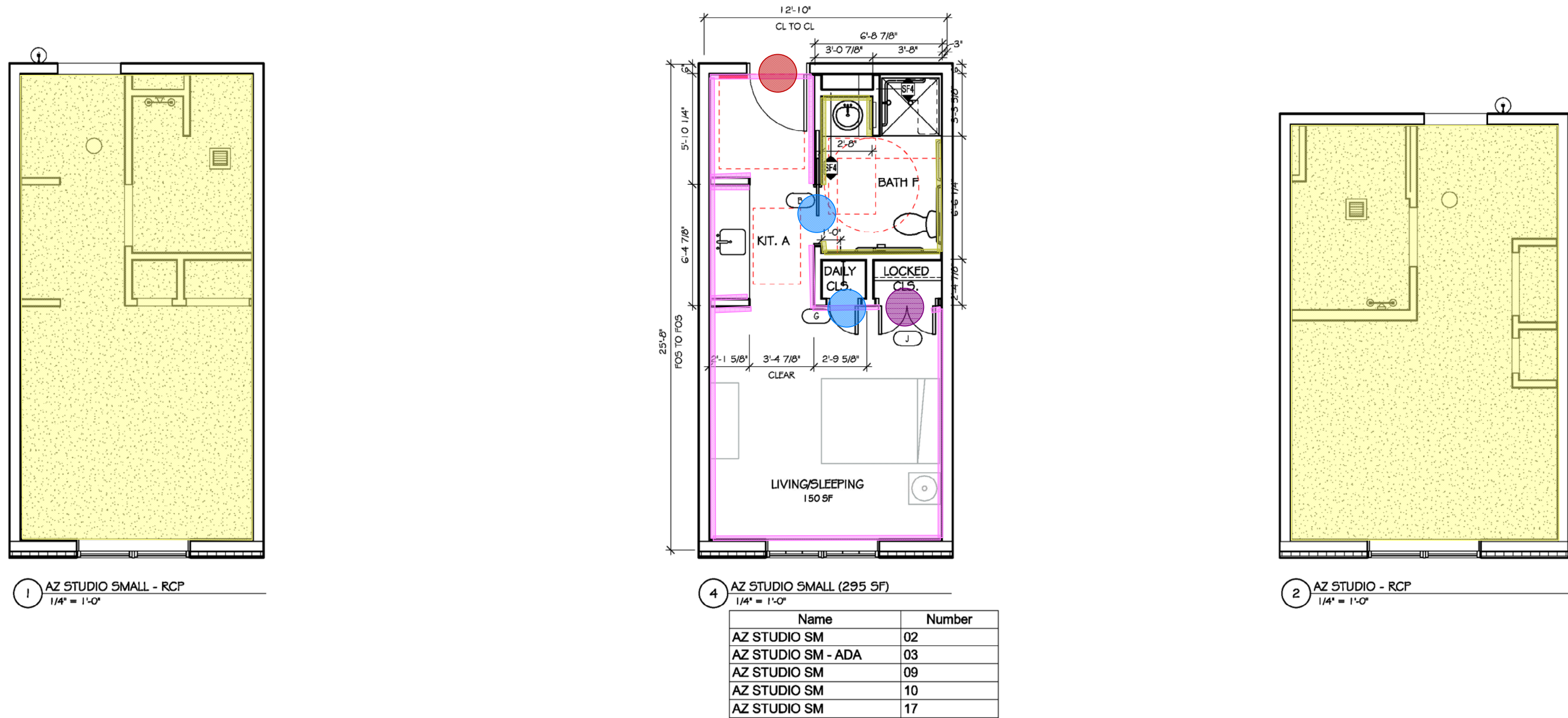
DCA/HCP# # 5035-14

Scale: As indicated
Project Number: P635
Date: 21 APRIL 2014
Revisions:

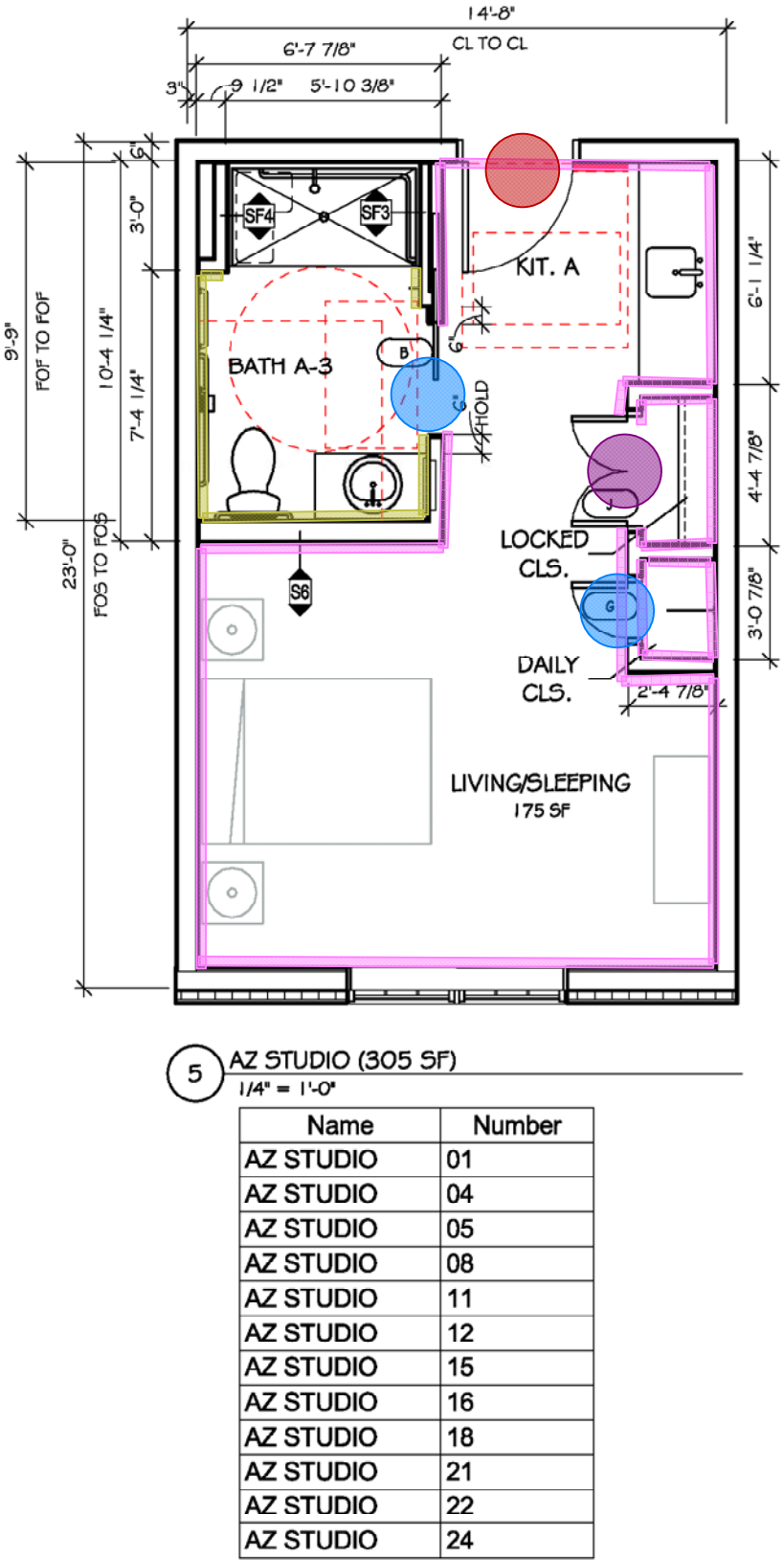
80% CONSTRUCTION
DOCUMENT SET

4/17/2014 1:16:59 PM C:\Users\Robin.Tufte\Documents\SHelter-Warren-Central_Robin.Tufte.rvt

- UNIT ENTRY WD. DOOR PTD. & WD. FRAME PTD. 26 EA
- UNIT DBL. WOOD FRAME & DBL. WOOD DOOR PTD. 26 EA
- UNIT WD. DOOR PTD. & WD. FRAME PTD. 52 EA
- 8'UNIT DW WALLS LATEX FLAT 17,956 SF
- 8'UNIT BATH DW WALLS LSG 3,963 SF
- UNIT DW CLG. PTD. FLAT 8,167 SF



UNIT RCP LEGEND	
	GYPSUM CEILING
	2X2 ACOUSTIC CEILING TILE
	VANITY FIXTURE
	WALL MOUNT SCONCE
	CEILING MOUNT FIXTURE
	PENDANT FIXTURE
	VENT/FAN/LIGHT COMBINATION. SEE MECHANICAL DRAWINGS



ARCHITECTS
INTERIORS
PLANNERS

Architect
James Warner - #21AI01314800
JSA Inc. 273 CORPORATE DRIVE
PORTSMOUTH, NH 03801
T 603.436.2551
F 603.436.6973
www.jsainc.com

Civil Engineer
Catherine Mueller - #24GE04425200
Omland Engineering Associates, Inc.
54 Horsehill Road
Cedar Knolls, N.J. 07927
Phone: 973-359-8400
www.olmland.com

Landscape Architect
James Ryan - #21AS00094700
JMC John Meyers Consulting Inc
120 Bedford Rd
Armonk, NY 10504-1818
Phone: 914-273-5225

Structural Engineer
Jeff S. Nowrocki - #24G04992600
JSN Associates, Inc.
1 Autumn Street
Portsmouth, NH 03801
Phone: 603-433-8639
www.jsneng.com

Electrical Engineer
Fadi A. Bark - #24GE03819700
Vincent A. Dilorio, Inc.
89 Access Road
Suite 18
Norwood, MA 02062
Phone: 781-255-9754
www.vadeng.com

Mechanical, Fire Protection, Plumbing
Engineer
Paul Sullivan - #24GE04148100
RW Sullivan
529 Main St Suite 203
Boston, MA 02129
Phone: 617-337-9325
www.rwsullivan.com

Interior Designer
Karen Aumen
Aumen Anser Inc.
100 N. Charles St., Suite 910
Baltimore, MD 21201
Phone: 410-837-2767

Food Equipment
Jeff Dahl
Clark Food Service Equipment
2209 Old Philadelphia Pike
Lancaster PA 17602
Phone: 717-392-7363

BRIGHTVIEW
SENIOR LIVING

BRIGHTVIEW
SHELTER WARREN
WARREN, NJ

SHELTER GROUP

DCA/HCP# 5035-14

Scale: As indicated
Project Number: P635
Date: 21 APRIL 2014
Revisions:

80% CONSTRUCTION
DOCUMENT SET

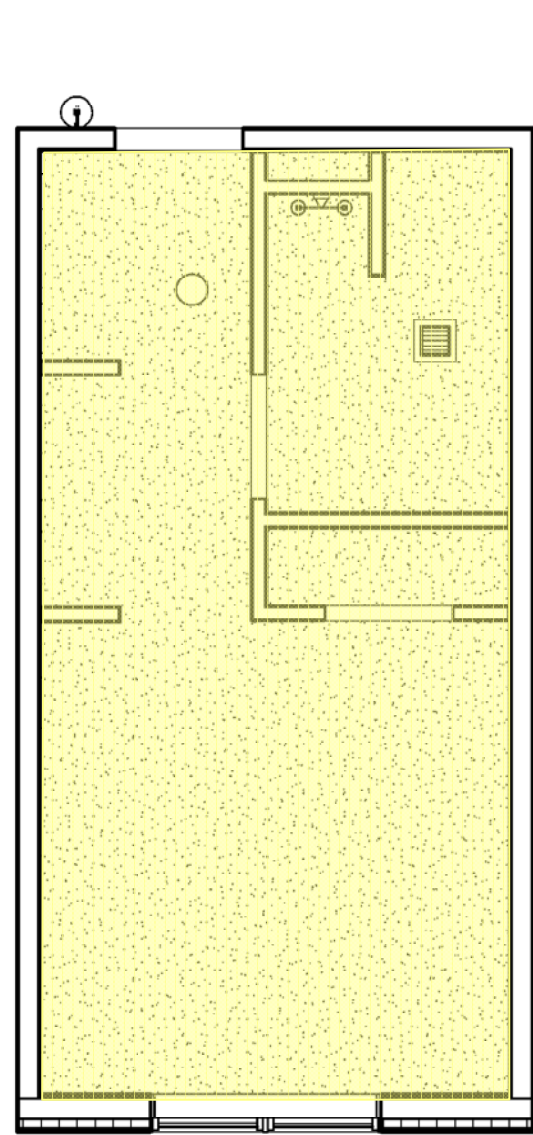
A4.01

COPYRIGHT © 2014

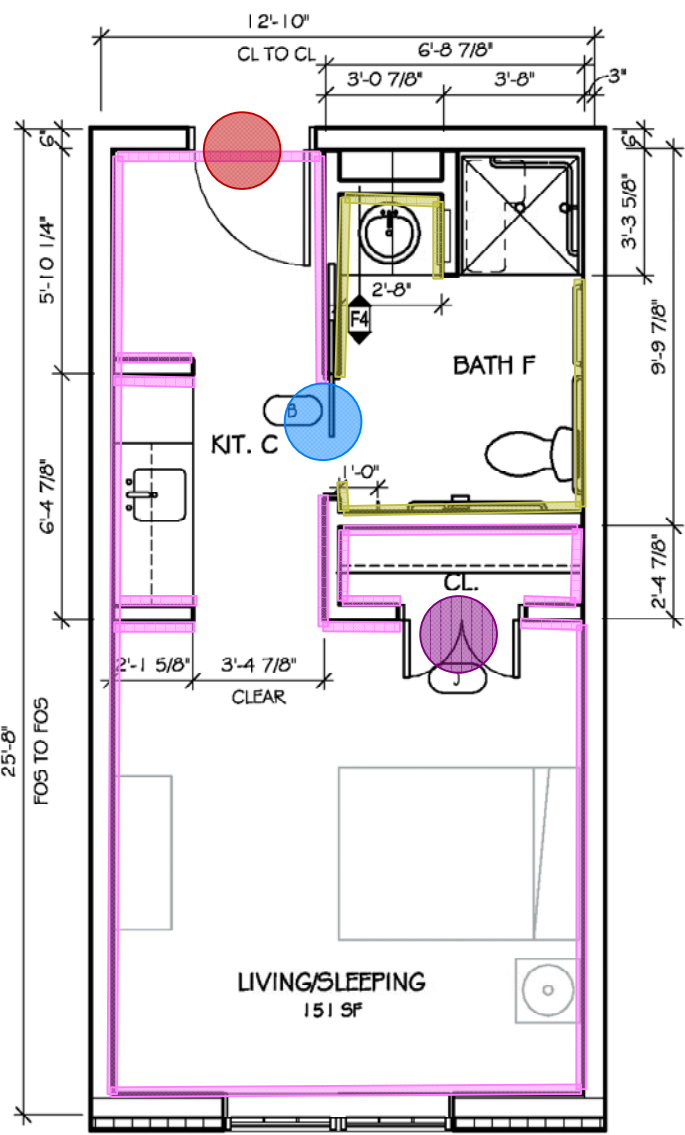
ENLARGED UNIT PLANS

4/17/2014 1:17:42 PM C:\Users\Robin.Tufte\Documents\BRIGHTVIEW\WARREN-CENTRAL\ROBIN TUFTS.rvt

- 8'UNIT DW WALLS LATEX FLAT 17,149 SF
- 8'UNIT BATH DW WALLS LSG 3,852 SF
- UNIT ENTRY WD. DOOR PTD. & WD. FRAME PTD. 26 EA
- UNIT DBL. WOOD FRAME & DBL. WOOD DOOR PTD. 28 EA
- UNIT WD. DOOR PTD. & WD. FRAME PTD. 26 EA
- UNIT DW CLG. PTD. FLAT 8,086 SF
- 3'6"UNIT DW WALLS LATEX FLAT 51 SF

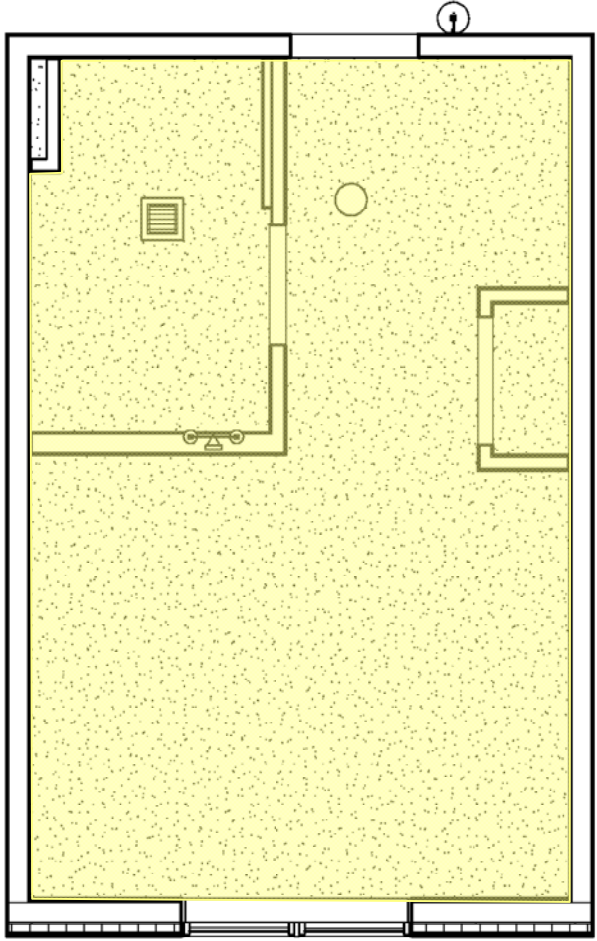


6 AL STUDIO SMALL - RCP
1/4" = 1'-0"

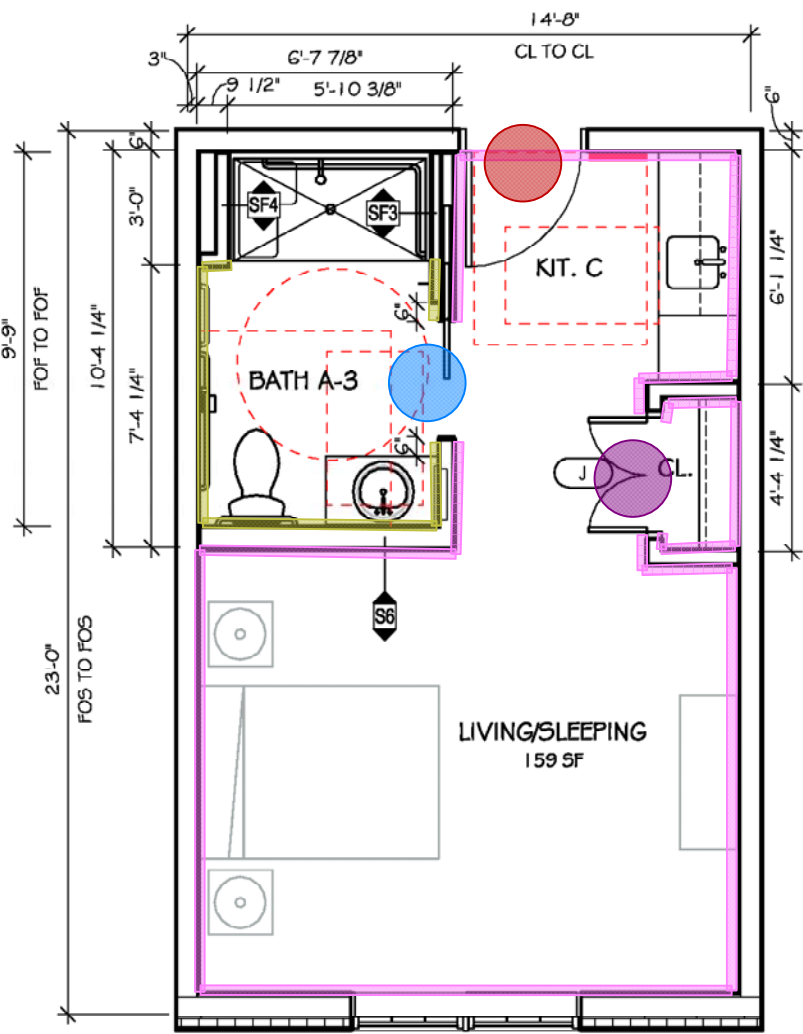


1 AL STUDIO SMALL (295 SF)
1/4" = 1'-0"

Name	Number
AL STUDIO SM	236
AL STUDIO SM	240
AL STUDIO SM - ADA	242
AL STUDIO SM	254
AL STUDIO SM	256
AL STUDIO SM	270

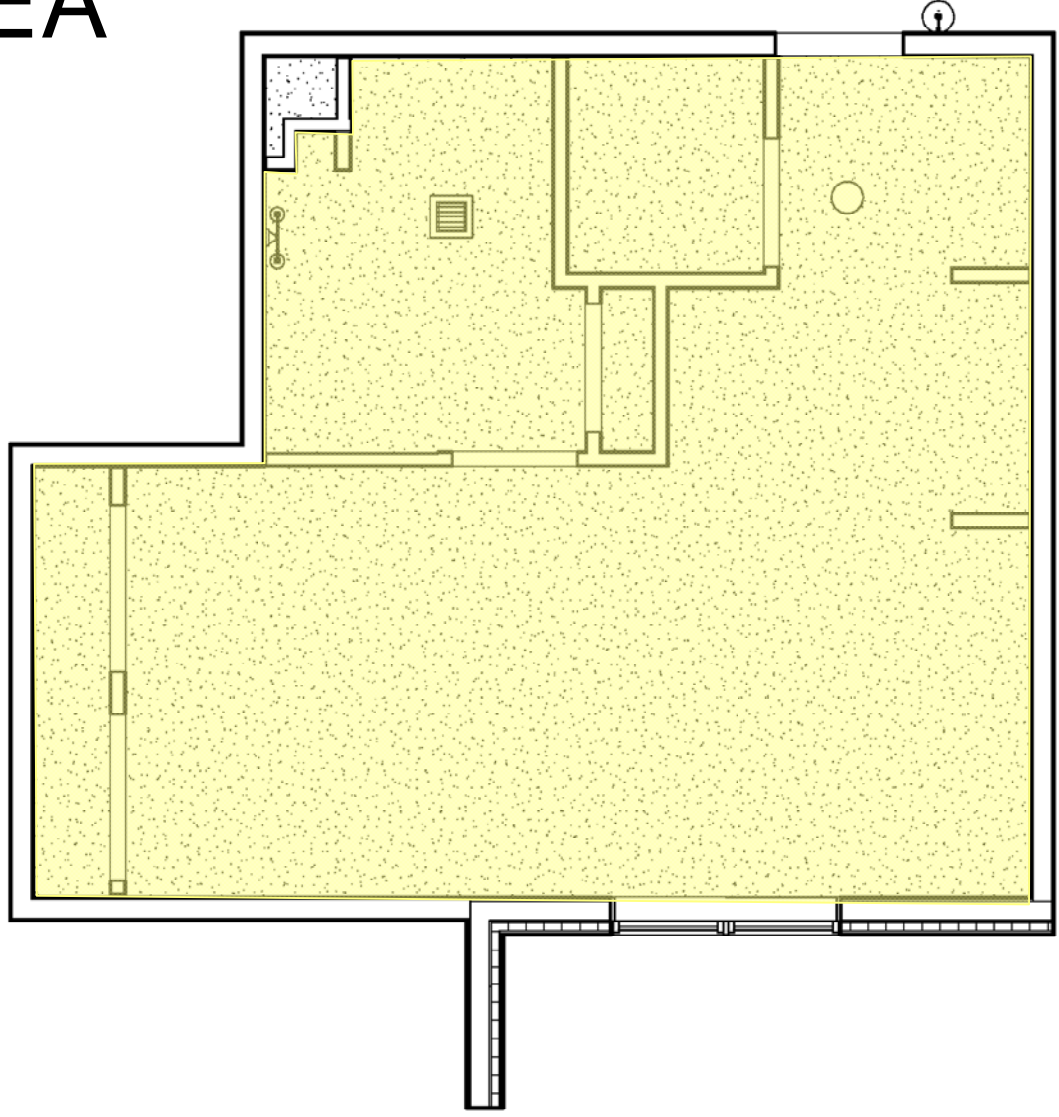


5 AL STUDIO - RCP
1/4" = 1'-0"

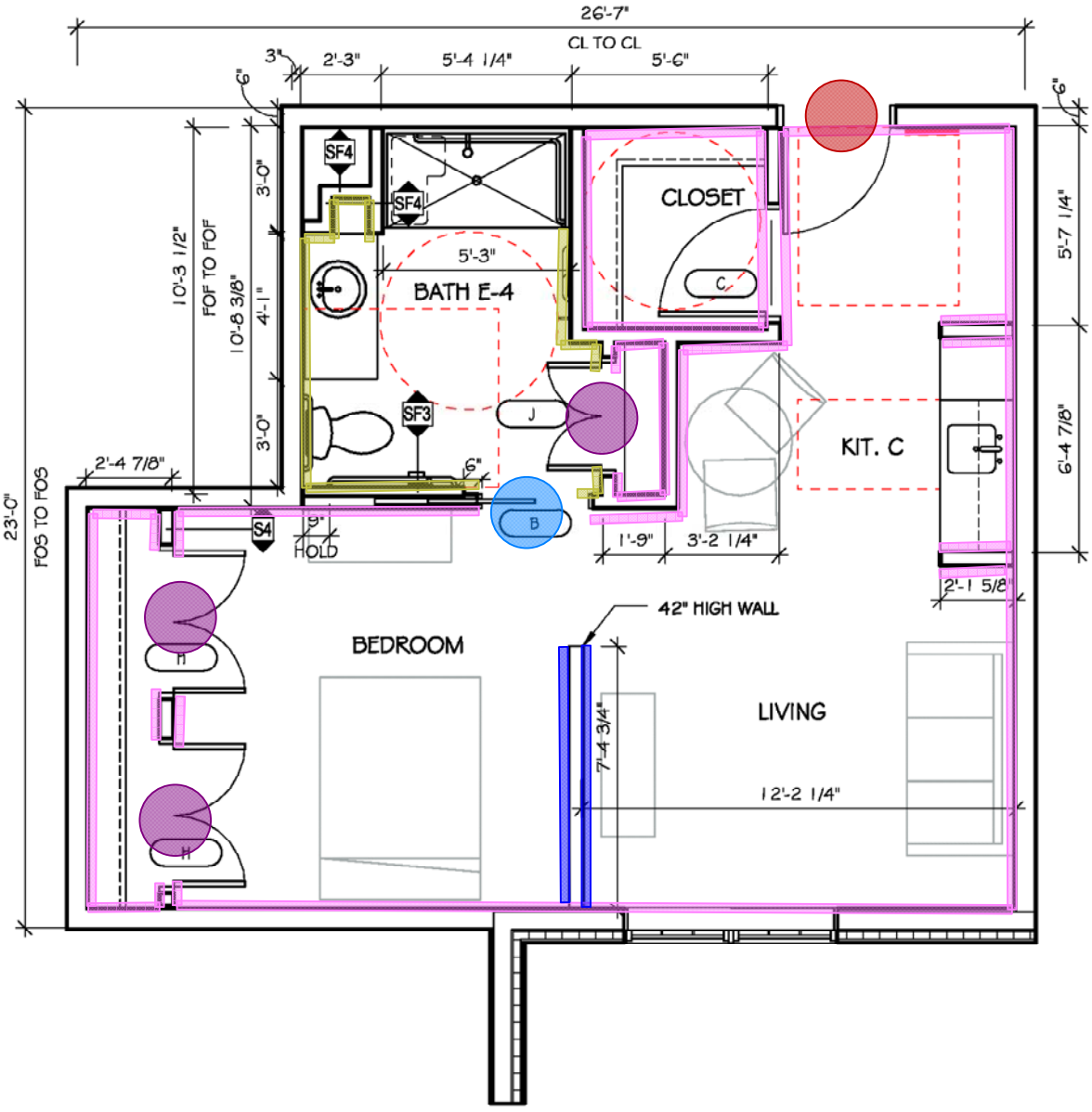


2 AL STUDIO (305 SF)
1/4" = 1'-0"

Name	Number
AL STUDIO	218
AL STUDIO	217
AL STUDIO	220
AL STUDIO	222
AL STUDIO	223
AL STUDIO	228
AL STUDIO	232
AL STUDIO	234
AL STUDIO	238
AL STUDIO	244
AL STUDIO	246
AL STUDIO	252
AL STUDIO	258
AL STUDIO	260
AL STUDIO	266
AL STUDIO	268
AL STUDIO	272
AL STUDIO	278
AL STUDIO ADA	259



4 AL STUDIO DELUXE I - RCP
1/4" = 1'-0"



3 AL STUDIO DELUXE - I (500 SF)
1/4" = 1'-0"

Name	Number
AL STUDIO DLX 1	253

UNIT RCP LEGEND

	GYPSUM CEILING
	2X2 ACOUSTIC CEILING TILE
	VANITY FIXTURE
	WALL MOUNT SCONCE
	CEILING MOUNT FIXTURE
	PENDANT FIXTURE
	VENT/FAN/LIGHT COMBINATION. SEE MECHANICAL DRAWINGS



ARCHITECTS
INTERIORS
PLANNERS

Architect
James Warner - #21AI01314800
JSA Inc. 273 CORPORATE DRIVE
PORTSMOUTH, NH 03801
T 603.436.2551
F 603.436.6973
www.jsainc.com

Civil Engineer
Catherine Mueller - #24GE04425200
Omland Engineering Associates, Inc.
54 Horsehill Road
Cedar Knolls, N.J. 07927
Phone: 973-359-8400
www.olmland.com

Landscape Architect
James Ryan - #21AS00094700
JMC John Meyers Consulting Inc
120 Bedford Rd
Armonk, NY 10504-1818
Phone: 914-273-5225

Structural Engineer
Jeff S. Nowrocki - #24G04992600
JSN Associates, Inc.
1 Autumn Street
Portsmouth, NH 03801
Phone: 603-433-8639
www.jsneng.com

Electrical Engineer
Fadi A. Bark - #24GE03819700
Vincent A. Dilorio, Inc.
89 Access Road
Suite 18
Norwood, MA 02062
Phone: 781-255-9754
www.vadeng.com

Mechanical, Fire Protection, Plumbing Engineer
Paul Sullivan - #24GE04148100
RW Sullivan
529 Main St Suite 203
Boston, MA 02129
Phone: 617-337-9325
www.rwsullivan.com

Interior Designer
Karen Aumen
Aumen Anser Inc.
100 N. Charles St., Suite 910
Baltimore, MD 21201
Phone: 410-837-2767

Food Equipment
Jeff Dahl
Clark Food Service Equipment
2209 Old Philadelphia Pike
Lancaster PA 17602
Phone: 717-392-7363



BRIGHTVIEW
SHELTER WARREN
WARREN, NJ

SHELTER GROUP

DCA/HCP# # 5035-14

Scale: As indicated
Project Number: P635
Date: 21 APRIL 2014
Revisions:

80% CONSTRUCTION
DOCUMENT SET

A4.02

COPYRIGHT © 2014

ENLARGED UNIT PLANS

- 8'UNIT DW WALLS LATEX FLAT 25,254 SF
- 8'UNIT BATH DW WALLS LSG 5,151 SF
- UNIT ENTRY WD. DOOR PTD. & WD. FRAME PTD. 26 EA

- UNIT DBL. WOOD FRAME & DBL. WOOD DOOR PTD. 45 EA
- UNIT WD. DOOR PTD. & WD. FRAME PTD. 66 EA
- UNIT DW CLG. PTD. FLAT 11,391 SF

2X2 ACOUSTIC CEILING TILE

VANITY FIXTURE

WALL MOUNT SCONCE

CEILING MOUNT FIXTURE

PENDANT FIXTURE

VENT/FAN/LIGHT COMBINATION, SEE MECHANICAL DRAWINGS



Architect
James Warner - #21AI01314800
JSA Inc. 273 CORPORATE DRIVE
PORTSMOUTH, NH 03801
T 603.436.2551
F 603.436.6973
www.jsainc.com

Civil Engineer
Catherine Mueller - #24GE04425200
Omland Engineering Associates, Inc.
54 Horsehill Road
Cedar Knolls, N.J. 07927
Phone: 973-359-8400
www.olmland.com

Landscape Architect
James Ryan - #21AS00094700
JMC John Meyers Consulting Inc
120 Bedford Rd
Armonk, NY 10504-1818
Phone: 914-273-5225

Structural Engineer
Jeff S. Nowrocki - #24G04992600
JSN Associates, Inc.
1 Autumn Street
Portsmouth, NH 03801
Phone: 603-433-8639
www.jsneng.com

Electrical Engineer
Fadi A. Bark - #24GE03819700
Vincent A. Dilorio, Inc.
89 Access Road
Suite 18
Norwood, MA 02062
Phone: 781-255-9754
www.vadeng.com

Mechanical, Fire Protection, Plumbing Engineer
Paul Sullivan - #24GE04148100
RW Sullivan
529 Main St Suite 203
Boston, MA 02129
Phone: 617-337-9325
www.rwsullivan.com

Interior Designer
Karen Aumen
Aumen Anser Inc.
100 N. Charles St., Suite 910
Baltimore, MD 21201
Phone: 410-837-2767

Food Equipment
Jeff Dahl
Clark Food Service Equipment
2209 Old Philadelphia Pike
Lancaster PA 17602
Phone: 717-392-7363



BRIGHTVIEW
SHELTER WARREN

WARREN, NJ

SHELTER GROUP

DCA/HCP# # 5035-14

Scale: As indicated
Project Number: P635
Date: 21 APRIL 2014
Revisions:

80% CONSTRUCTION
DOCUMENT SET

4/17/2014 1:18:15 PM C:\Users\Robin.Tufte\Documents\SHelter-Warren-Central_Robin.Tufte.rvt

8'UNIT DW WALLS LATEX FLAT 2,657 SF

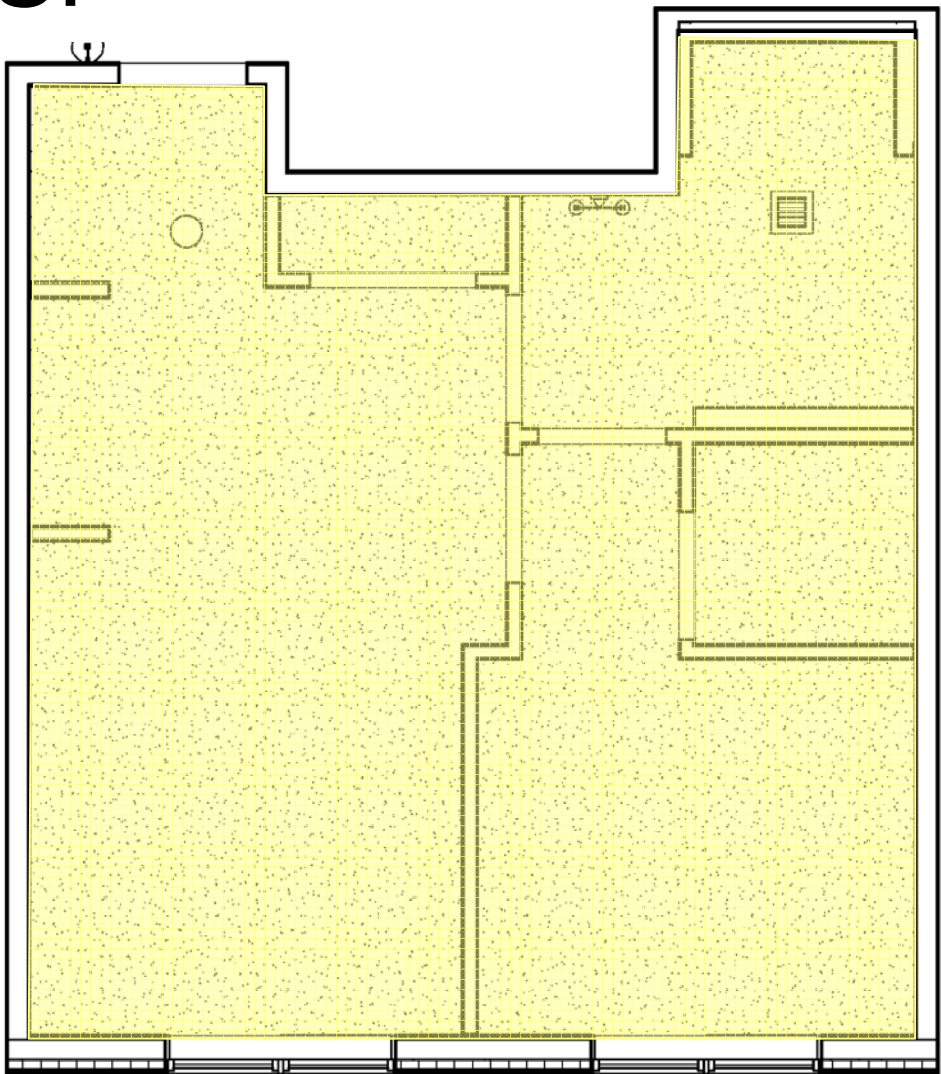
8'UNIT BATH DW WALLS LSG 410 SF

UNIT ENTRY WD. DOOR PTD. & WD. FRAME PTD. 2 EA

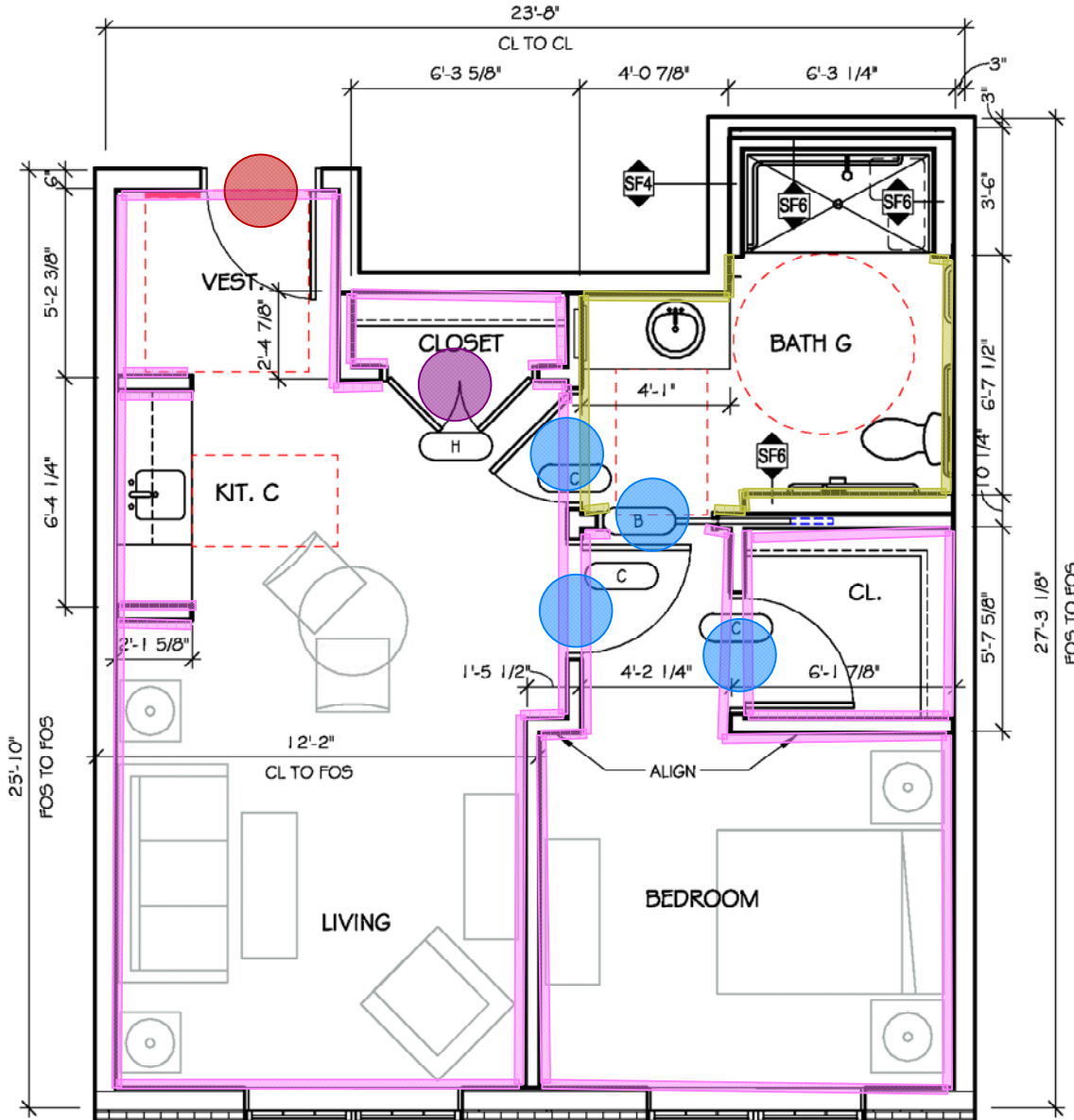
UNIT DBL. WOOD FRAME & DBL. WOOD DOOR PTD. 2 EA

UNIT WD. DOOR PTD. & WD. FRAME PTD. 8 EA

UNIT DW CLG. PTD. FLAT 1,189 SF

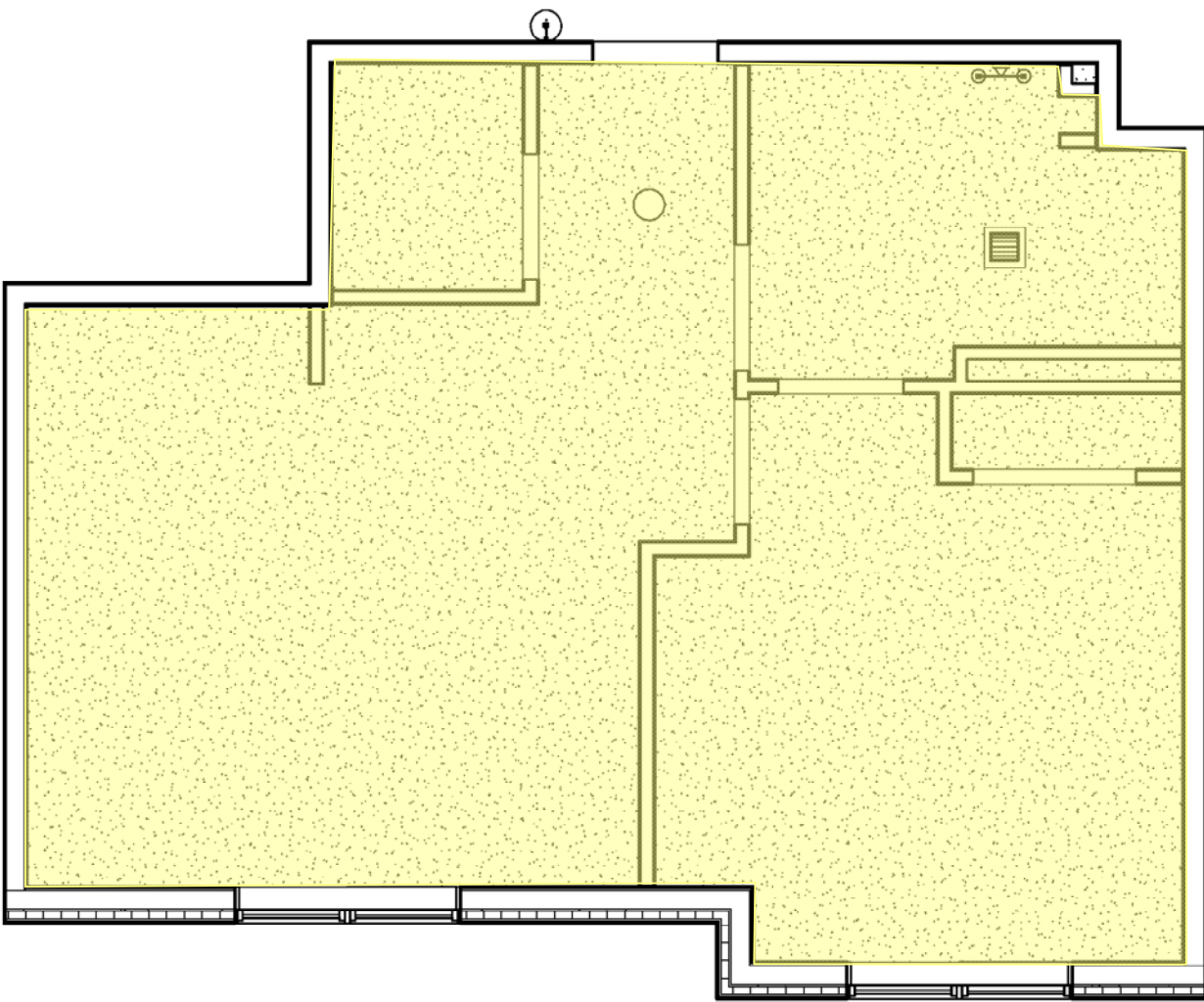


4 AL 1 BR 2 - RCP
1/4" = 1'-0"

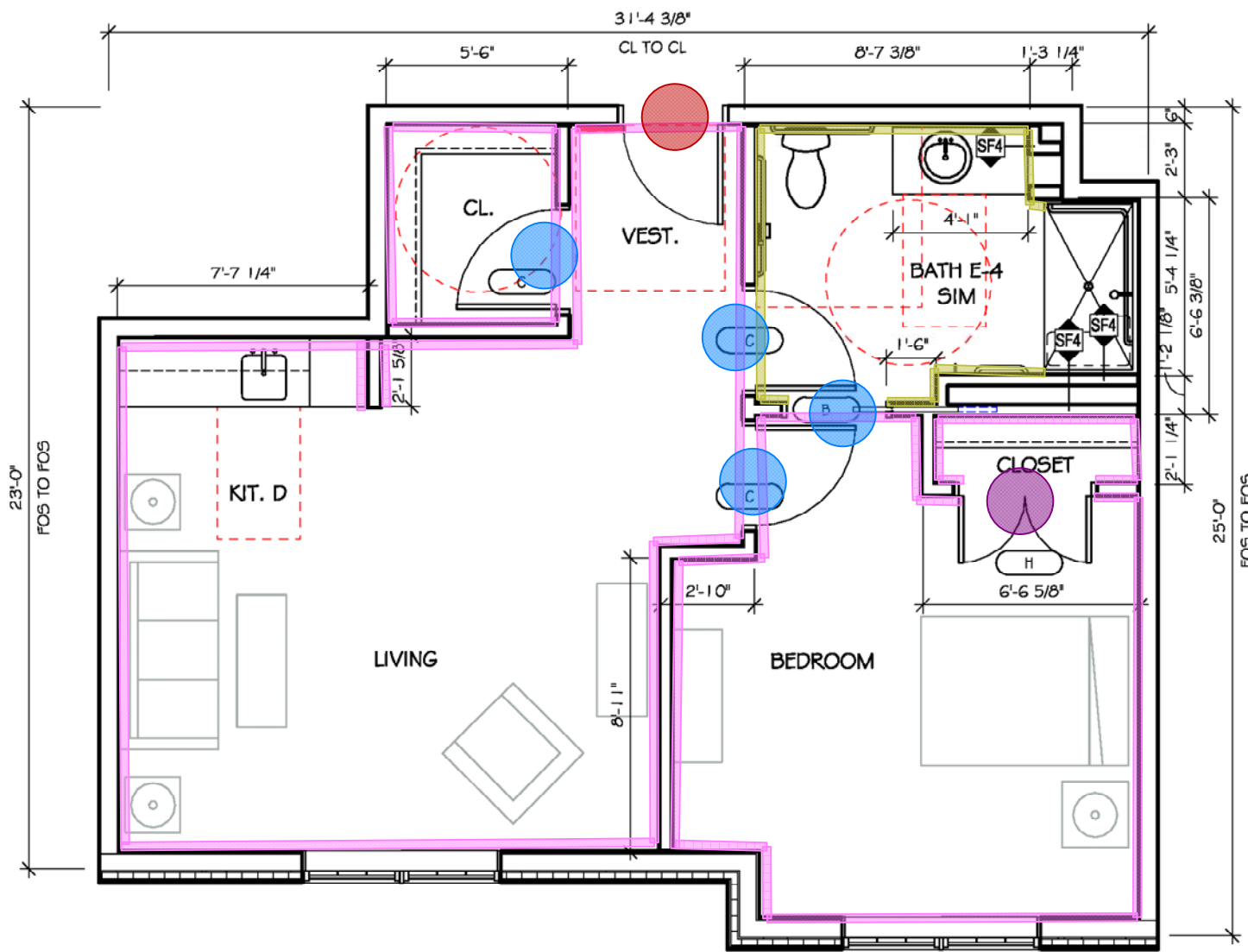


1 AL 1 BR 2 (550 SF)
1/4" = 1'-0"

Name	Number
AL 1 BR-2	235



3 AL 1 BR 3 - RCP
1/4" = 1'-0"



2 AL 1 BR 3 (670 SF)
1/4" = 1'-0"

Name	Number
AL 1 BR-3	284

UNIT RCP LEGEND	
	GYPSUM CEILING
	2X2 ACOUSTIC CEILING TILE
	VANITY FIXTURE
	WALL MOUNT SCONCE
	CEILING MOUNT FIXTURE
	PENDANT FIXTURE
	VENT/FAN/LIGHT COMBINATION, SEE MECHANICAL DRAWINGS



ARCHITECTS
INTERIORS
PLANNERS

Architect
James Warner - #21AI01314800
JSA Inc. 273 CORPORATE DRIVE
PORTSMOUTH, NH 03801
T 603.436.2551
F 603.436.6973
www.jsainc.com

Civil Engineer
Catherine Mueller - #24GE04425200
Omland Engineering Associates, Inc.
54 Horsehill Road
Cedar Knolls, N.J. 07927
Phone: 973-359-8400
www.olmland.com

Landscape Architect
James Ryan - #21AS00094700
JMC John Meyers Consulting Inc
120 Bedford Rd
Armonk, NY 10504-1818
Phone: 914-273-5225

Structural Engineer
Jeff S. Nowrocki - #24G04992600
JSN Associates, Inc.
1 Autumn Street
Portsmouth, NH 03801
Phone: 603-433-8639
www.jsneng.com

Electrical Engineer
Fadi A. Bark - #24GE03819700
Vincent A. Dilorio, Inc.
89 Access Road
Suite 18
Norwood, MA 02062
Phone: 781-255-9734
www.vadeng.com

Mechanical, Fire Protection, Plumbing
Engineer
Paul Sullivan - #24GE04148100
RW Sullivan
529 Main St Suite 203
Boston, MA 02129
Phone: 617-337-9325
www.rwsullivan.com

Interior Designer
Karen Aumen
Aumen Anser Inc.
100 N. Charles St., Suite 910
Baltimore, MD 21201
Phone: 410-837-2767

Food Equipment
Jeff Dahl
Clark Food Service Equipment
2209 Old Philadelphia Pike
Lancaster PA 17602
Phone: 717-392-7363



BRIGHTVIEW
SHELTER WARREN

WARREN, NJ

SHELTER GROUP

DCA/HCPR # 5035-14

Scale: As indicated
Project Number: P635
Date: 21 APRIL 2014
Revisions:

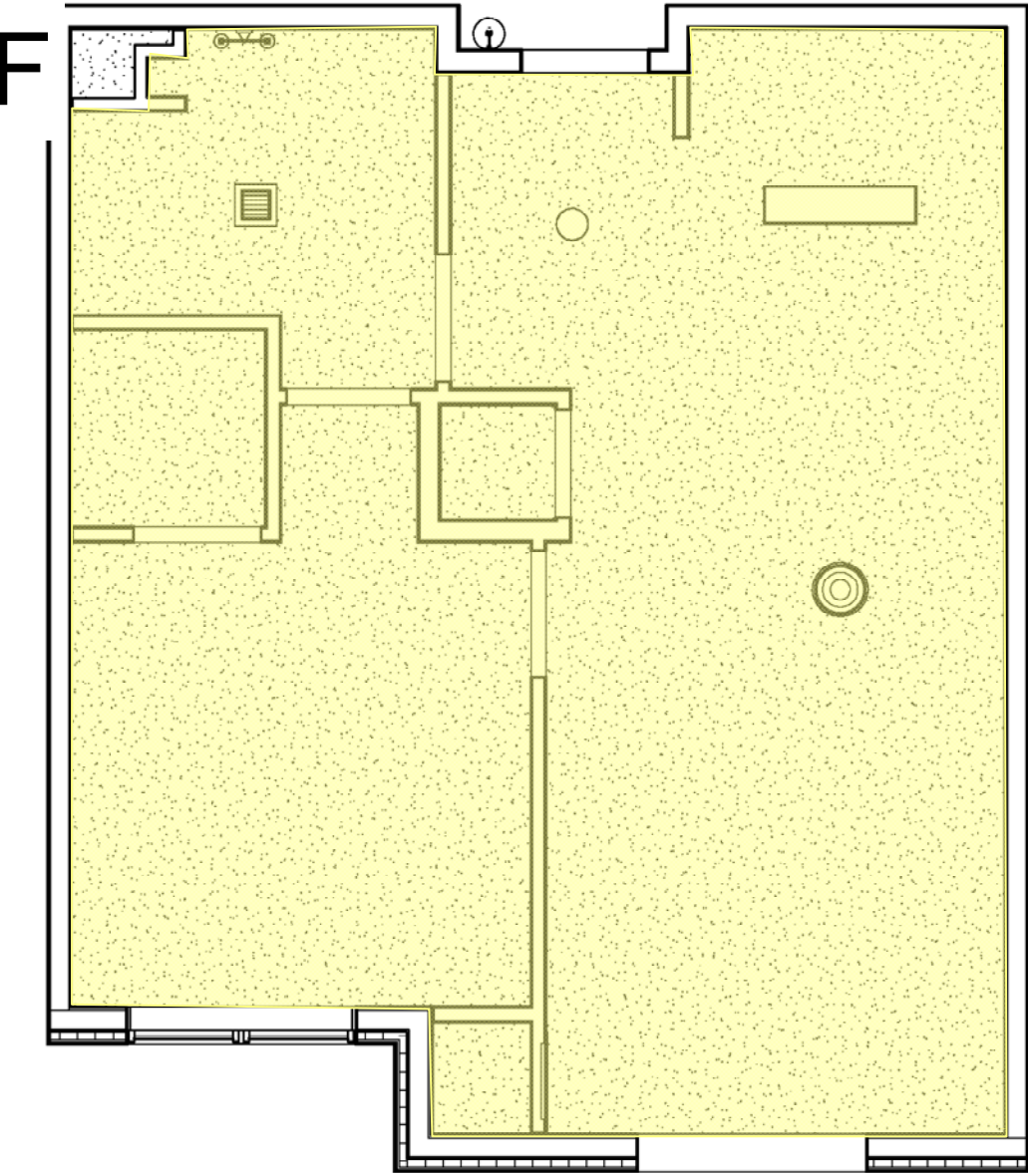
80% CONSTRUCTION
DOCUMENT SET

A4.04

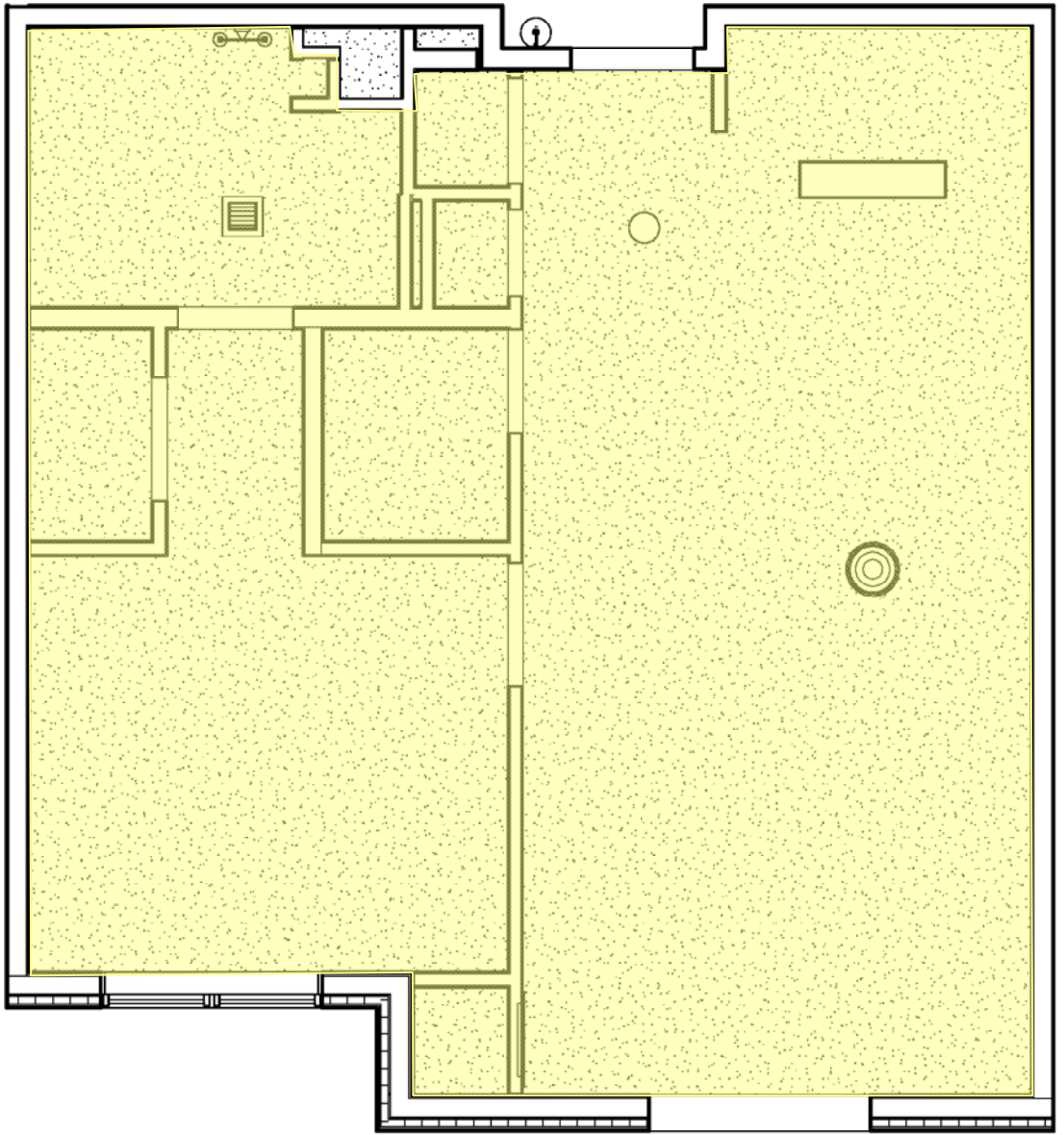
COPYRIGHT © 2014

ENLARGED UNIT PLANS

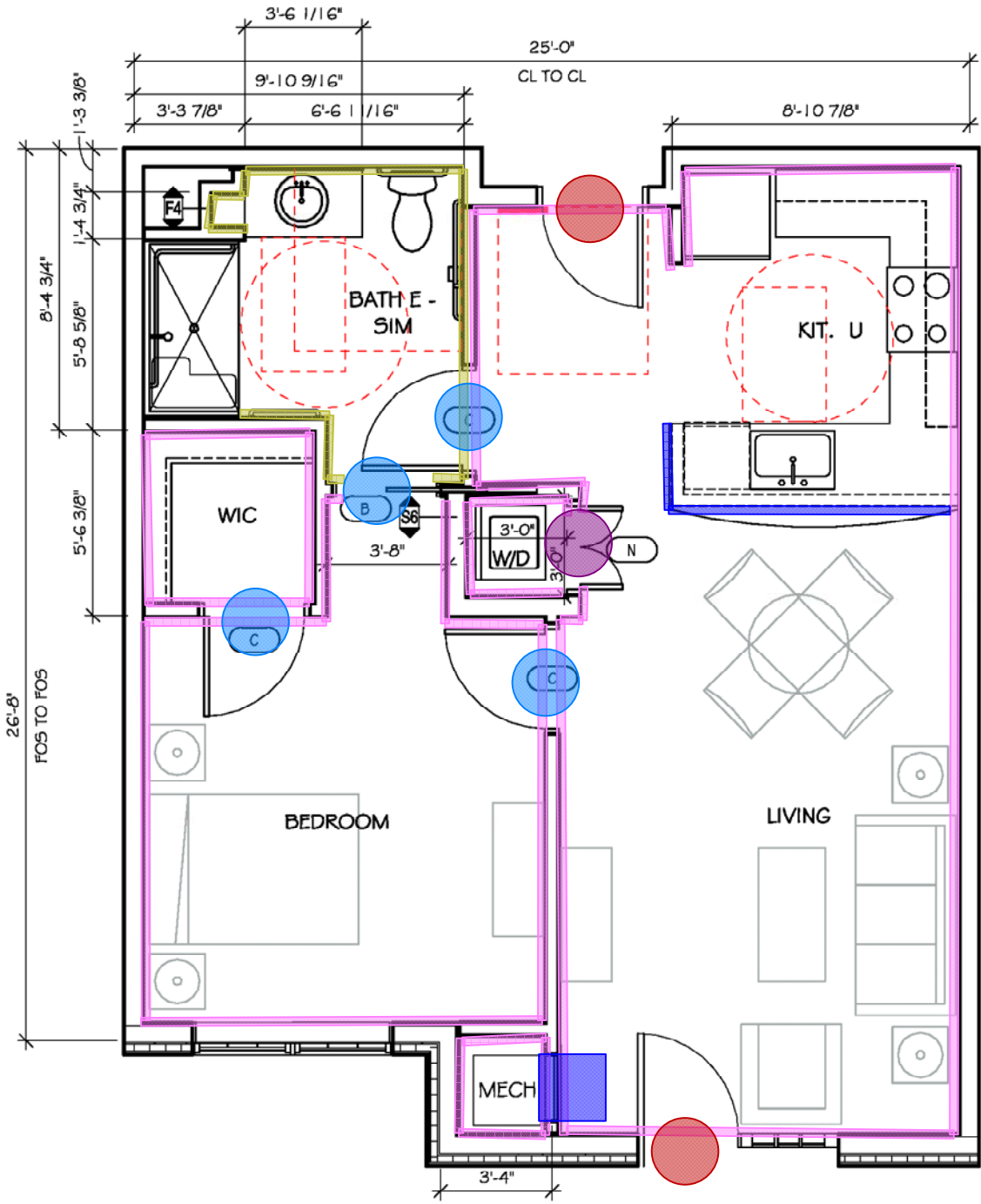
- 8'UNIT DW WALLS LATEX FLAT 20,239 SF
- 3'6"UNIT DW WALLS LATEX FLAT 539 SF
- 8'UNIT BATH DW WALLS LSG 3,539 SF
- UNIT ENTRY WD. DOOR PTD. & WD. FRAME PTD. 28 EA
- UNIT WD. DOOR PTD. & WD. FRAME PTD. 56 EA
- UNIT DBL. WOOD FRAME & DBL. WOOD DOOR PTD. 19 EA
- UNIT DW CLG. PTD. FLAT 9,610 SF
- ACCESS PANEL 14 EA



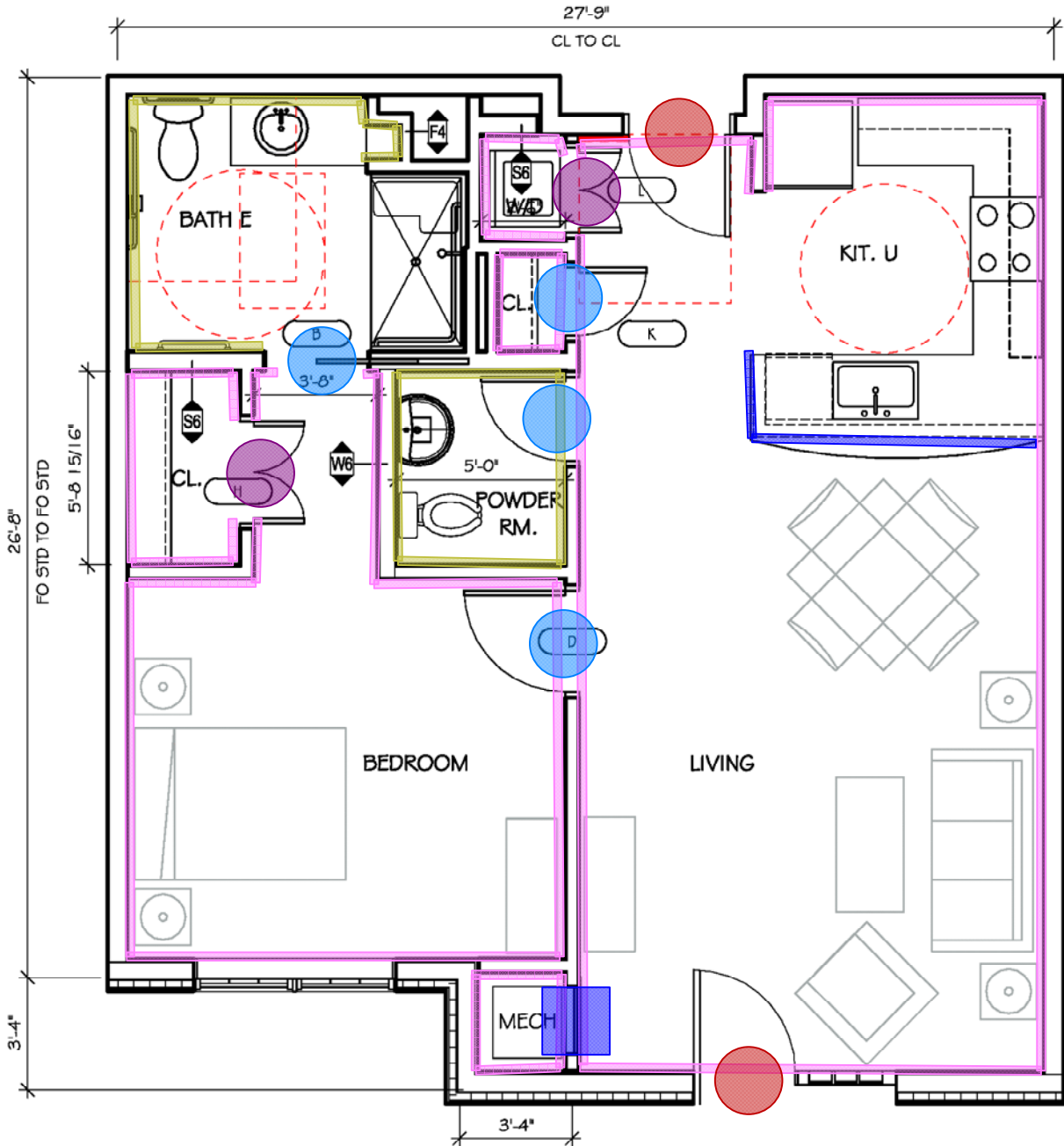
4 ALK 1B - RCP
1/4" = 1'-0"



3 ALK 1B L - RCP
1/4" = 1'-0"



1 ALK 1B (660 SF) 1/4" = 1'-0"		
Name	Number	
ALK 1B	103	
ALK 1B	109	
ALK 1B	112	
ALK 1B	113	
ALK 1B	114	



2 ALK 1B-L (735 SF) 1/4" = 1'-0"		
Name	Number	
ALK 1B-L	101	
ALK 1B-L	115	

UNIT RCP LEGEND

GYPSUM CEILING

2X2 ACOUSTIC CEILING TILE

VANITY FIXTURE

WALL MOUNT SCONCE

CEILING MOUNT FIXTURE

PENDANT FIXTURE

VENT/FAN/LIGHT COMBINATION, SEE MECHANICAL DRAWINGS

JSA

ARCHITECTS
INTERIORS
PLANNERS

Archited
James Warner - #21AI01314800
JSA Inc.
273 CORPORATE DRIVE
PORTSMOUTH, NH 03801
T 603.436.2551
F 603.436.6973
www.jsainc.com

Civil Engineer
Catherine Mueller - #24GE04425200
Ormland Engineering Associates, Inc.
54 Horsehill Road
Cedar Knolls, N.J. 07927
Phone: 973-359-8400
www.olmland.com

Landscape Archited
James Ryan - #21AS00094700
JMC John Meyers Consulting Inc
120 Bedford Rd
Armonk, NY 10504-1818
Phone: 914-273-5225

Structural Engineer
Jeff S. Nowrocki - #24G04992600
JSN Associates, Inc.
1 Autumn Street
Portsmouth, NH 03801
Phone: 603-433-8639
www.jsneng.com

Electrical Engineer
Fadi A. Bark - #24GE03819700
Vincent A. Dilorio, Inc.
89 Access Road
Suite 18
Norwood, MA 02062
Phone: 781-255-9754
www.vadeng.com

Mechanical, Fire Protection, Plumbing Engineer
Paul Sullivan - #24GE04148100
RW Sullivan
529 Main St Suite 203
Boston, MA 02129
Phone: 617-337-9325
www.rwsullivan.com

Interior Dsginer
Karen Aumen
Aumen Anser Inc.
100 N. Charles St., Suite 910
Baltimore, MD 21201
Phone: 410-837-2767

Food Equipment
Jeff Dahl
Clark Food Service Equipment
2209 Old Philadelphia Pike
Lancaster PA 17602
Phone: 717-392-7363



BRIGHTVIEW
SHELTER WARREN

WARREN, NJ

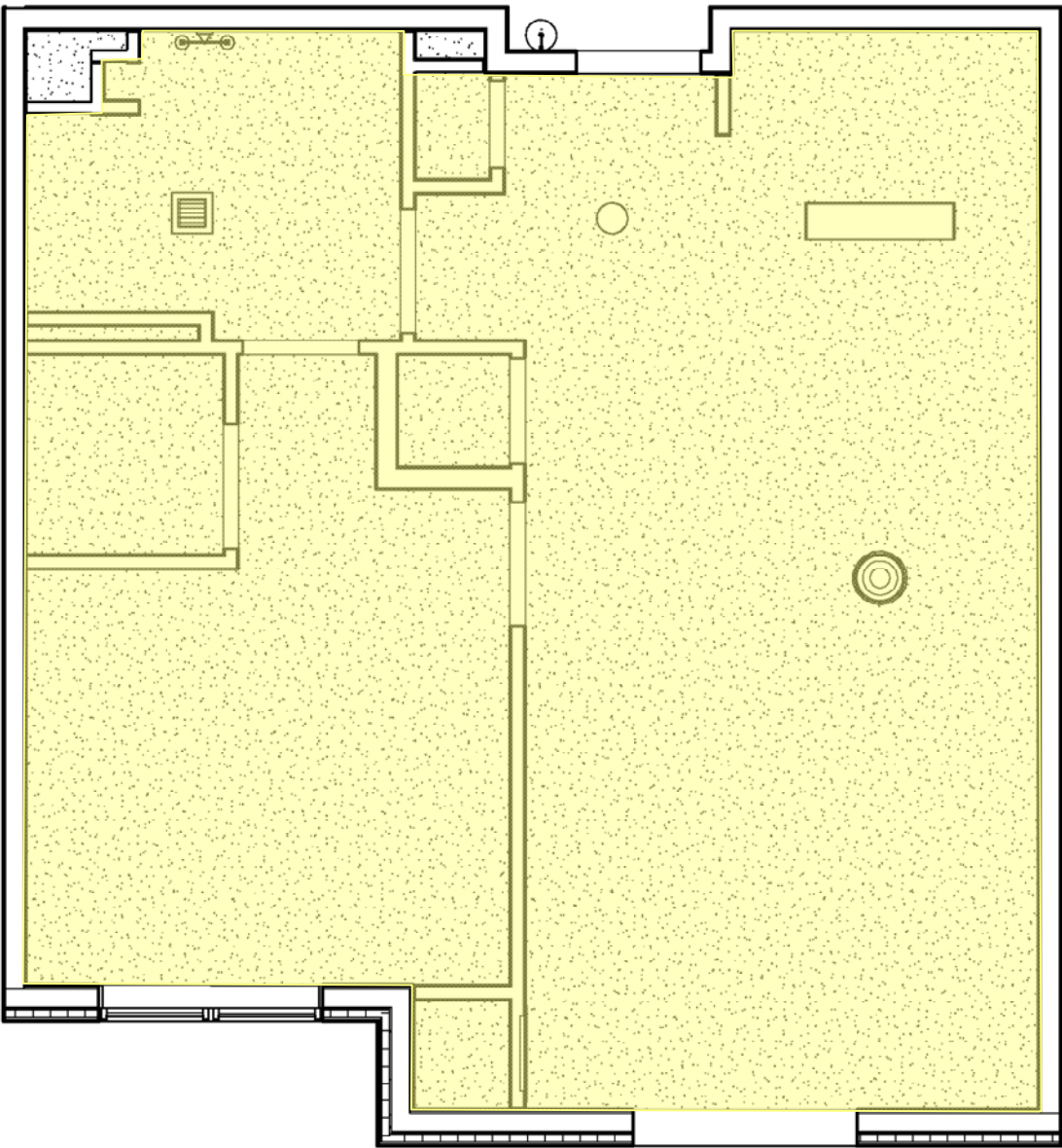
SHELTER GROUP

DCA/HCPR # 5035-14

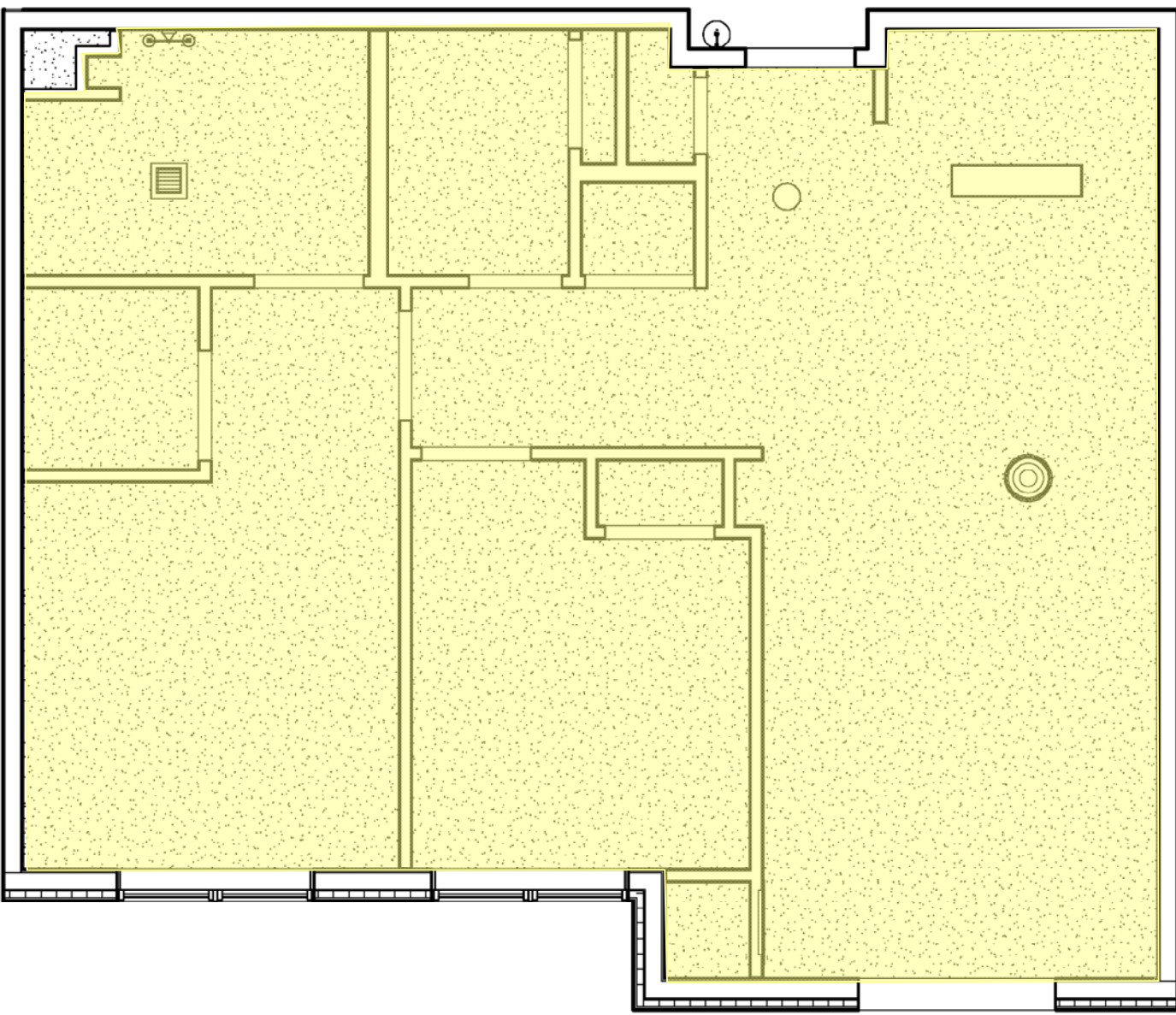
Scale: As indicated
Project Number: P635
Date: 21 APRIL 2014
Revisions:

80% CONSTRUCTION
DOCUMENT SET

- 8'UNIT DW WALLS LATEX FLAT 15,858 SF
- 3'6"UNIT DW WALLS LATEX FLAT 351 SF
- 8'UNIT BATH DW WALLS LSG 2,324 SF
- UNIT DBL. WOOD FRAME & DBL. WOOD DOOR PTD. 15 EA
- UNIT ENTRY WD. DOOR PTD. & WD. FRAME PTD. 18 EA

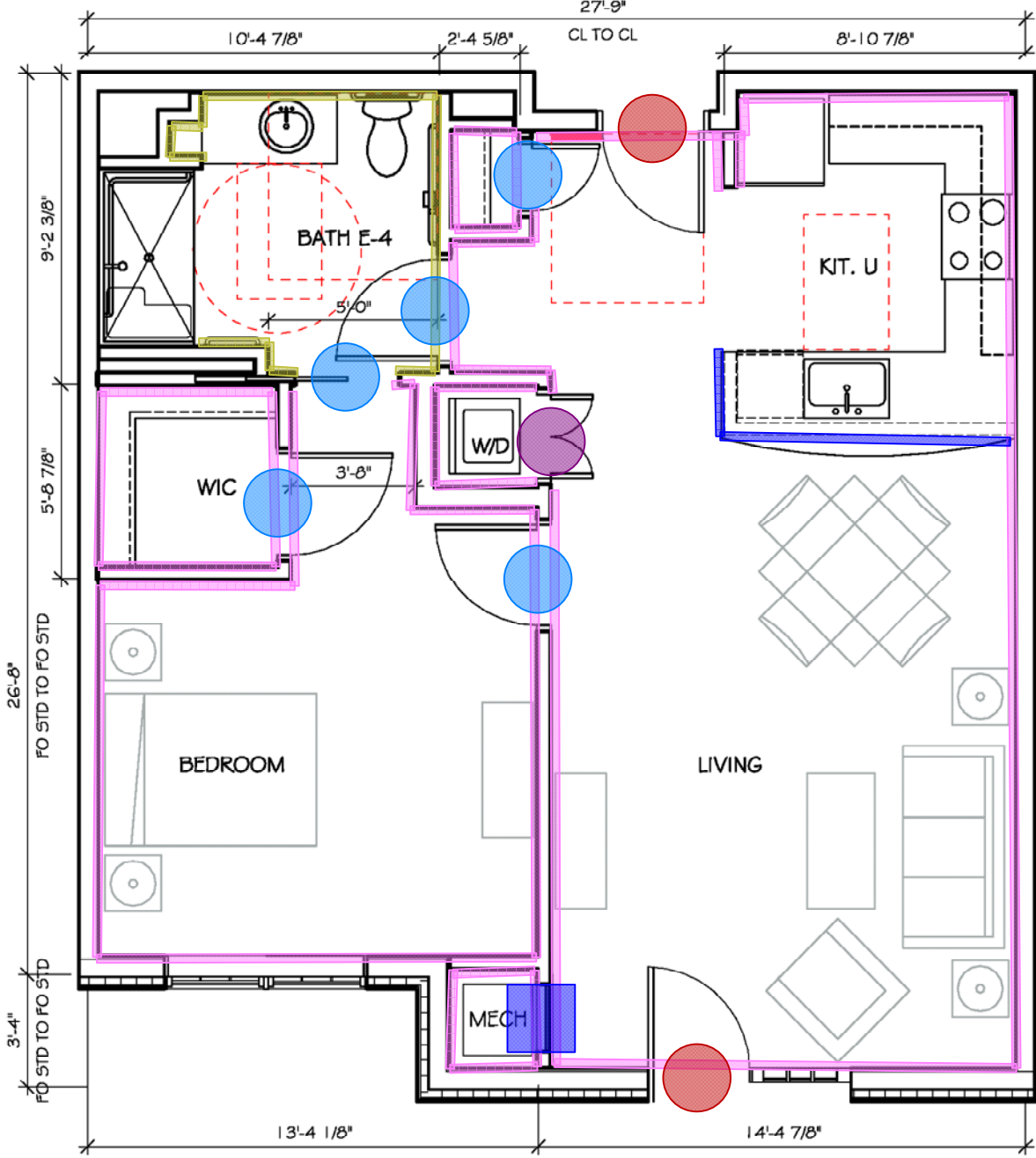


4 ALK 1BL-1 - RCP
1/4" = 1'-0"



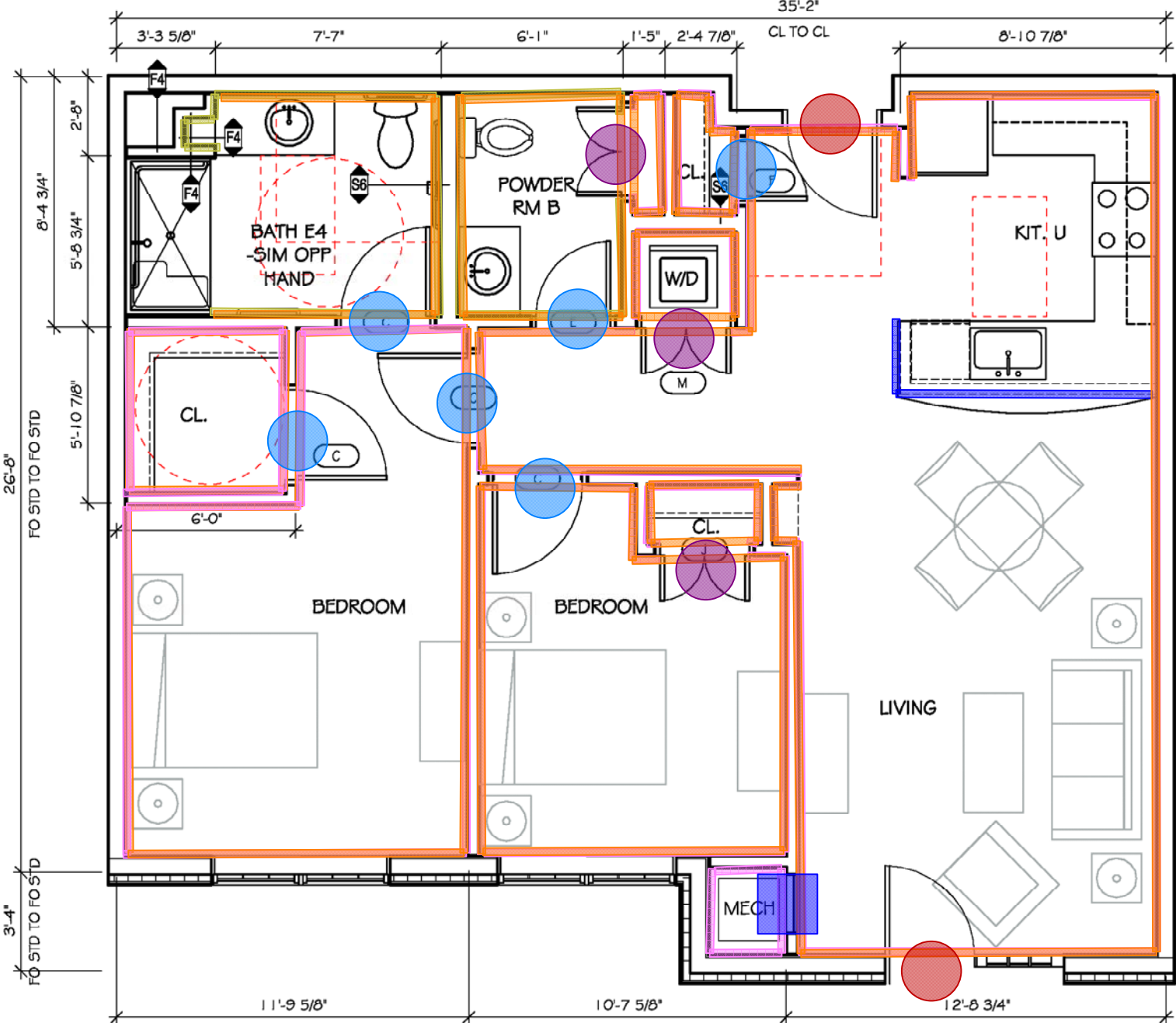
3 ALK 2A - RCP
1/4" = 1'-0"

- UNIT WD. DOOR PTD. & WD. FRAME PTD. 48 EA
- ACCESS PANEL 9 EA
- UNIT DW CLG. PTD. FLAT 7,171 SF
- WOOD CROWN MOULDING PTD. 967 LF



1 ALK 1BL-1 (735 SF)
1/4" = 1'-0"

Name	Number
ALK 1BL-1	107
ALK 1BL-1	110



2 ALK 2A (920 SF)
1/4" = 1'-0"

Name	Number
ALK 2A	102
ALK 2A	202

NOTE: THESE UNITS RECEIVE FINISH UPGRADES

UNIT BATH PLAN

M CEILING

DUSTIC CEILING

TILE

VANITY FIXTURE

WALL MOUNT SCONCE

CEILING MOUNT FIXTURE

PENDANT FIXTURE

VENT/FAN/LIGHT COMBINATION, SEE MECHANICAL DRAWINGS

JSA

ARCHITECTS

INTERIORS

PLANNERS

Architect
James Warner - #21AI01314800
JSA Inc. 273 CORPORATE DRIVE
PORTSMOUTH, NH 03801
T 603.436.2551
F 603.436.6973
www.jsainc.com

Civil Engineer
Catherine Mueller - #24GE04425200
Omland Engineering Associates, Inc.
54 Horsehill Road
Cedar Knolls, N.J. 07927
Phone: 973-359-8400
www.olmland.com

Landscape Architect
James Ryan - #21AS00094700
JMC John Meyers Consulting Inc
120 Bedford Rd
Armonk, NY 10504-1818
Phone: 914-273-5225

Structural Engineer
Jeff S. Nowrocki - #24G04992600
JSN Associates, Inc.
1 Autumn Street
Portsmouth, NH 03801
Phone: 603-433-8639
www.jsneng.com

Electrical Engineer
Fadi A. Bark - #24GE03819700
Vincent A. Dilorio, Inc.
89 Access Road
Suite 18
Norwood, MA 02062
Phone: 781-255-9734
www.vadeng.com

Mechanical, Fire Protection, Plumbing Engineer
Paul Sullivan - #24GE04148100
RW Sullivan
529 Main St Suite 203
Boston, MA 02129
Phone: 617-337-9325
www.rwsullivan.com

Interior Designer
Karen Aumen
Aumen Anser Inc.
100 N. Charles St., Suite 910
Baltimore, MD 21201
Phone: 410-837-2767

Food Equipment
Jeff Dahl
Clark Food Service Equipment
2209 Old Philadelphia Pike
Lancaster PA 17602
Phone: 717-392-7363

BRIGHTVIEW

SENIOR LIVING

BRIGHTVIEW
SHELTER WARREN

WARREN, NJ

SHELTER GROUP

DCA/HCP# 5035-14

Scale: As indicated
Project Number: P635
Date: 21 APRIL 2014
Revisions:

80% CONSTRUCTION
DOCUMENT SET

A4.06

COPYRIGHT © 2014

ENLARGED UNIT PLANS

4/17/2014 1:57:34 PM C:\Users\Robbin_Tufte\Documents\BRIGHTVIEW\WARREN-CENTRAL\ROBIN_TUFTS.rvt

- 8'STAIR DW WALLS LSG 4,881 SF

8'UNIT BATH DW WALLS LSG 1,097 SF

3'6"UNIT DW WALLS LATEX FLAT 114 SF

UNIT ENTRY WD. DOOR PTD. & WD. FRAME PTD. 6 EA

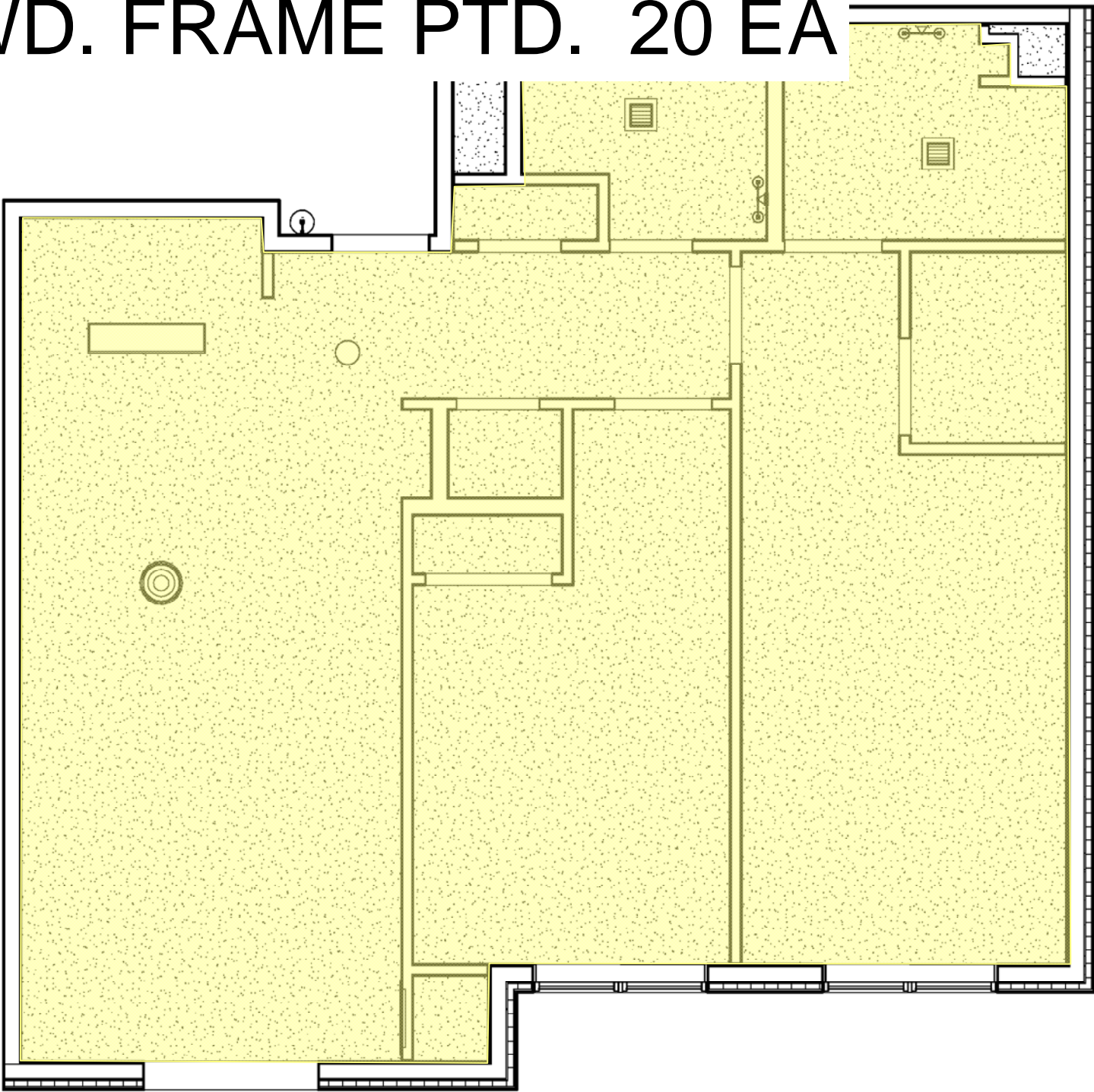
UNIT WD. DOOR PTD. & WD. FRAME PTD. 20 EA
- UNIT DBL. WOOD FRAME & DBL. WOOD DOOR PTD. 5 EA

ACCESS PANEL 3 EA

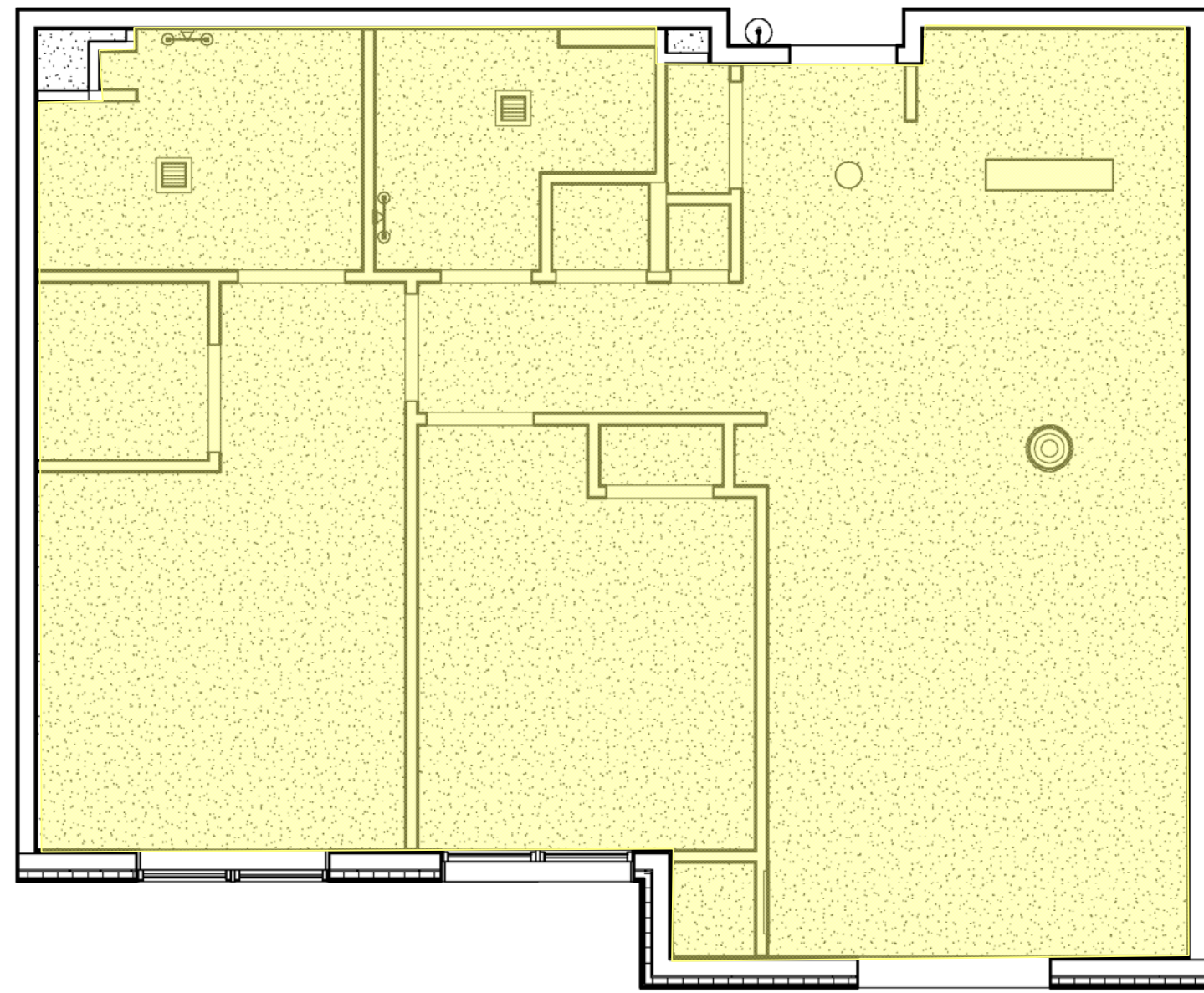
UNIT DW CLG. PTD. FLAT 3,114 SF

8'UNIT DW WALLS LATEX FLAT 2,163 SF

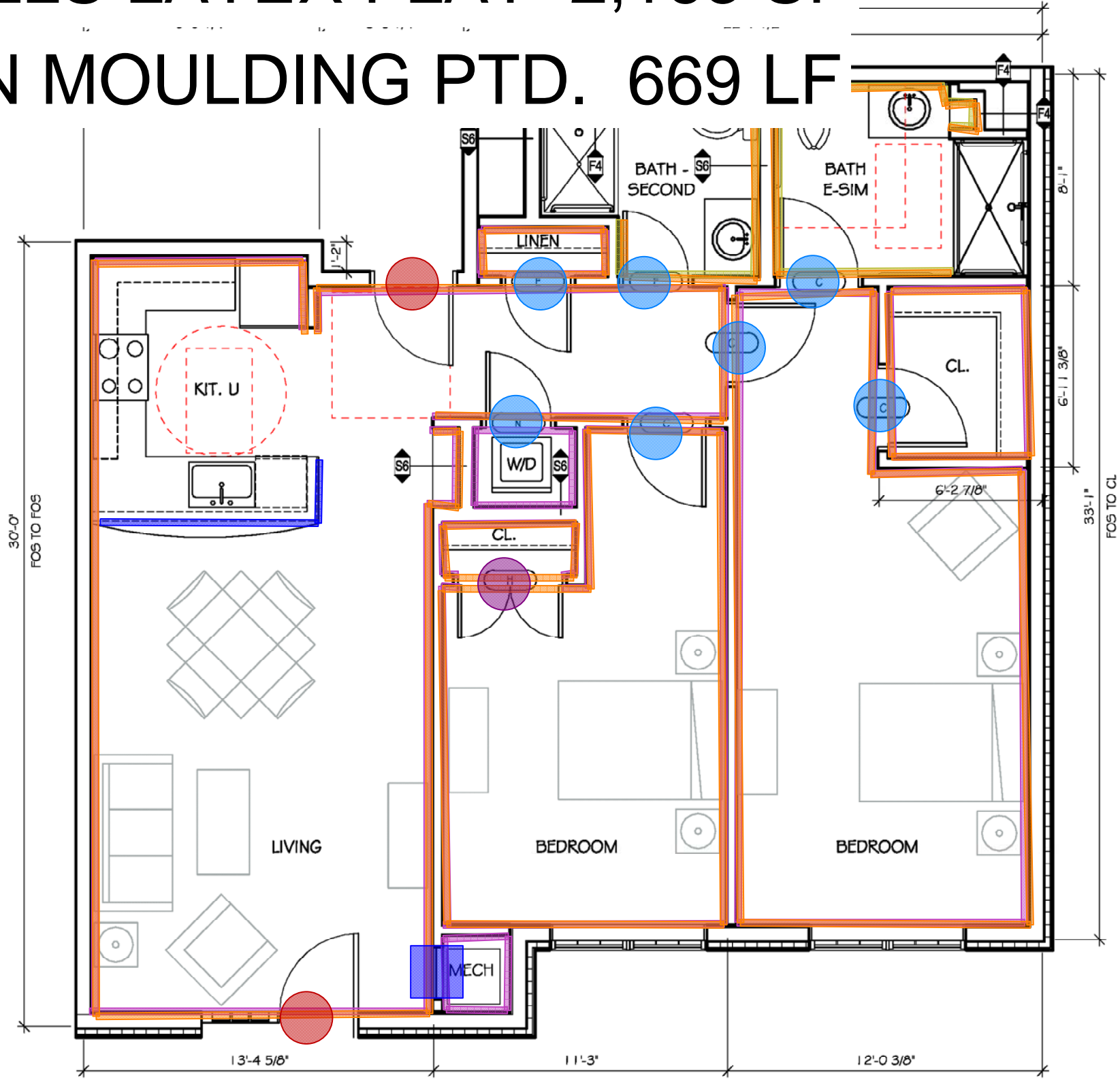
WOOD CROWN MOULDING PTD. 669 LF



4 ALK 2A-1 - RCP
1/4" = 1'-0"



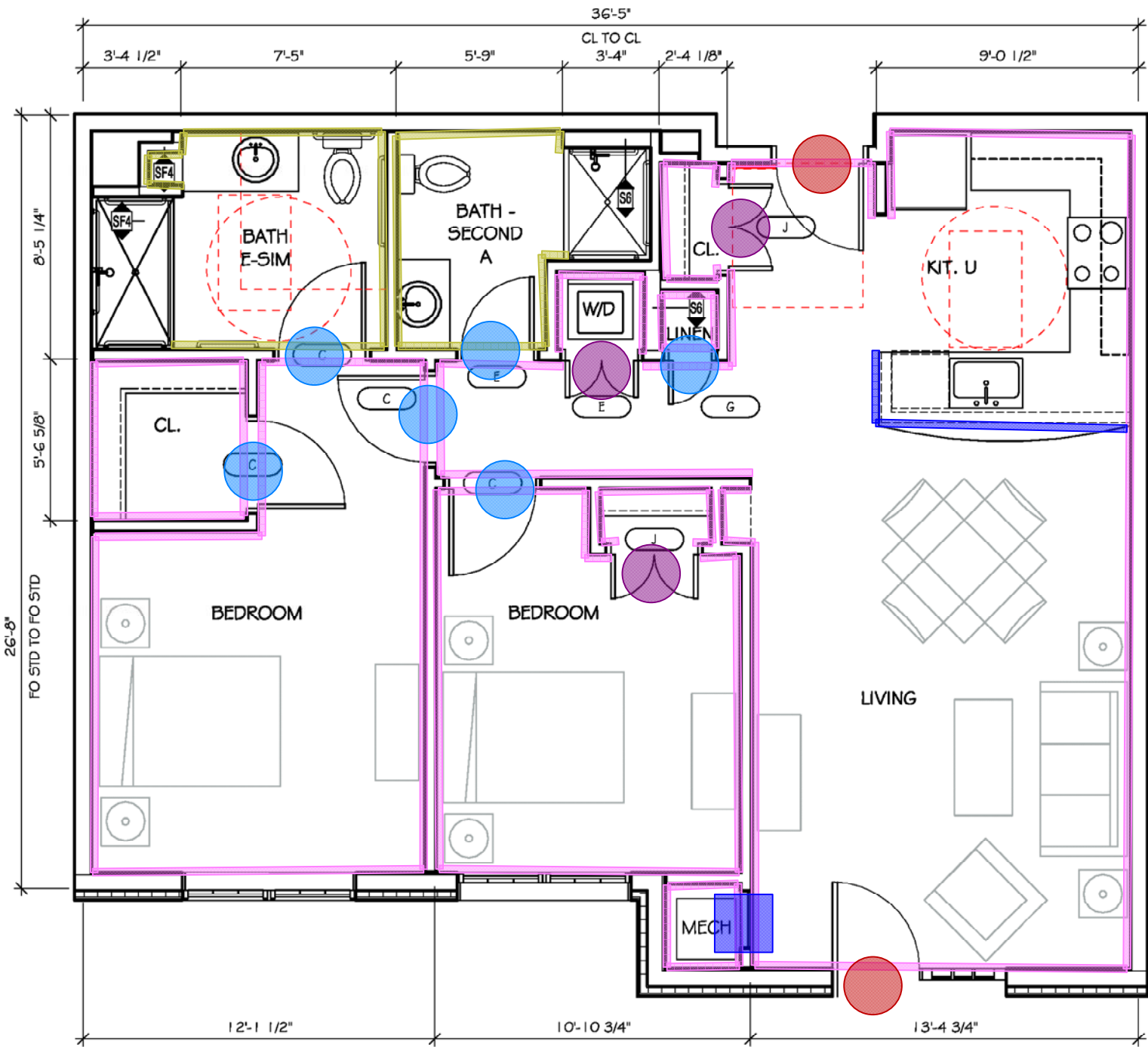
3 ALK 2B - RCP
1/4" = 1'-0"



1 ALK 2A-1 (1105 SF)
1/4" = 1'-0"

Name	Number
ALK 2A-1	105
ALK 2A-1	205

NOTE: THESE UNITS RECEIVE FINISH UPGRADES



2 ALK 2B (960 SF)
1/4" = 1'-0"

Name	Number
ALK 2B	111

GYPSUM CEILING

2X2 ACOUSTIC CEILING TILE

VANITY FIXTURE

WALL MOUNT SCONCE

CEILING MOUNT FIXTURE

PENDANT FIXTURE

VENT/FAN/LIGHT COMBINATION, SEE MECHANICAL DRAWINGS



ARCHITECTS
INTERIORS
PLANNERS

Architect
James Warner - #21A101314800
JSA Inc. 273 CORPORATE DRIVE
PORTSMOUTH, NH 03801
T 603.436.2551
F 603.436.6973
www.jsainc.com

Civil Engineer
Catherine Mueller - #24GE04425200
Omland Engineering Associates, Inc.
54 Horsehill Road
Cedar Knolls, N.J. 07927
Phone: 973-359-8400
www.olmland.com

Landscape Architect
James Ryan - #21AS00094700
JMC John Meyers Consulting Inc
120 Bedford Rd
Armonk, NY 10504-1818
Phone: 914-273-5225

Structural Engineer
Jeff S. Nowrocki - #24G04992600
JSN Associates, Inc.
1 Autumn Street
Portsmouth, NH 03801
Phone: 603-433-8639
www.jsneng.com

Electrical Engineer
Fadi A. Bark - #24GE03819700
Vincent A. Dilorio, Inc.
89 Access Road
Suite 18
Norwood, MA 02062
Phone: 781-255-9734
www.vadeng.com

Mechanical, Fire Protection, Plumbing Engineer
Paul Sullivan - #24GE04148100
RW Sullivan
529 Main St Suite 203
Boston, MA 02129
Phone: 617-337-9325
www.rwsullivan.com

Interior Designer
Karen Aumen
Aumen Anser Inc.
100 N. Charles St., Suite 910
Baltimore, MD 21201
Phone: 410-837-2767

Food Equipment
Jeff Dahl
Clark Food Service Equipment
2209 Old Philadelphia Pike
Lancaster PA 17602
Phone: 717-392-7363



BRIGHTVIEW
SHELTER WARREN

WARREN, NJ

SHELTER GROUP

DCA/HCPR # 5035-14

Scale: As indicated
Project Number: P635
Date: 21 APRIL 2014
Revisions:

80% CONSTRUCTION
DOCUMENT SET

A4.07

COPYRIGHT © 2014

ENLARGED UNIT PLANS

12'STAIRS DW WALLS LSG 1,827 SF

12' CMU WALLS LSG 303 SF

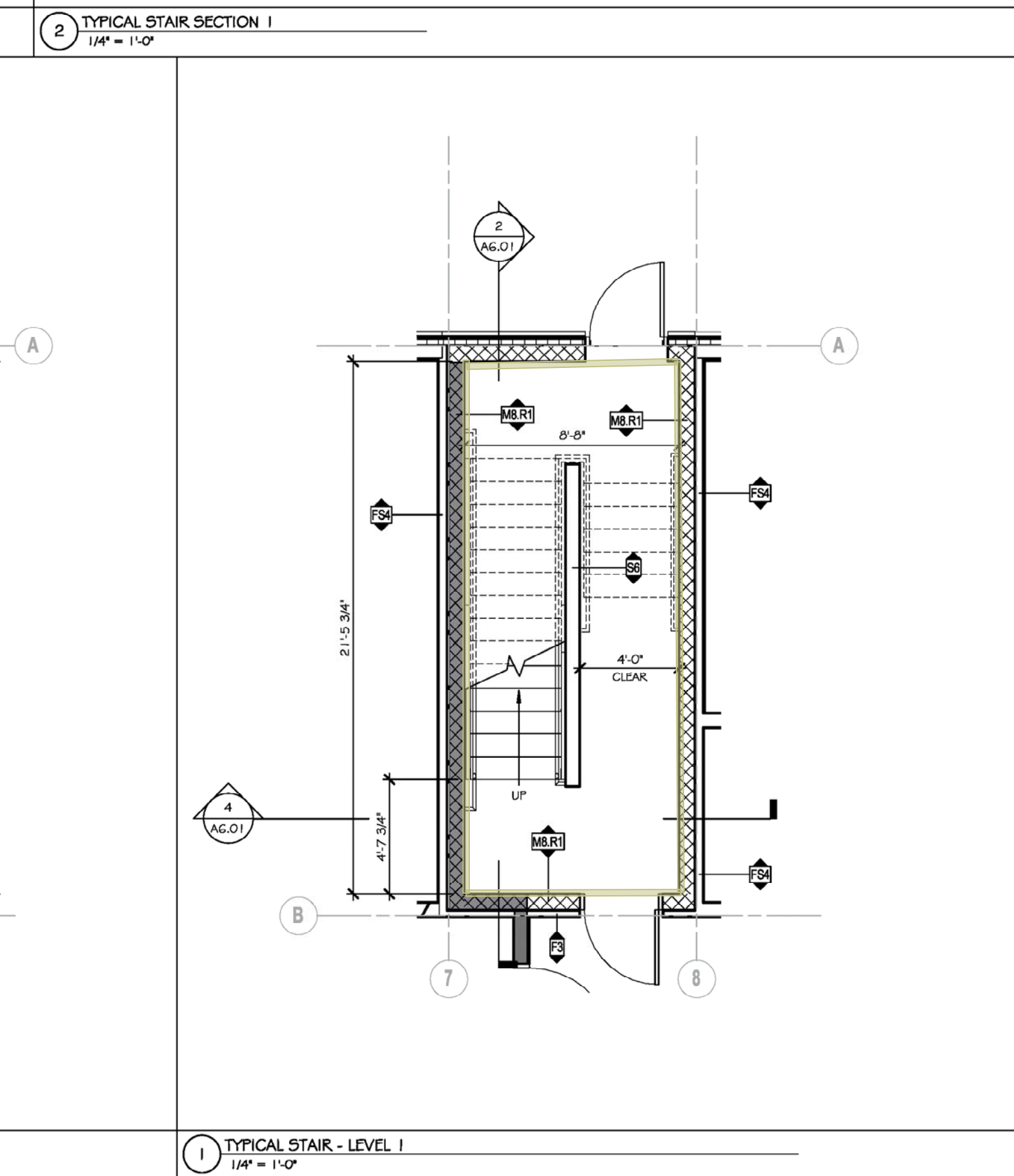
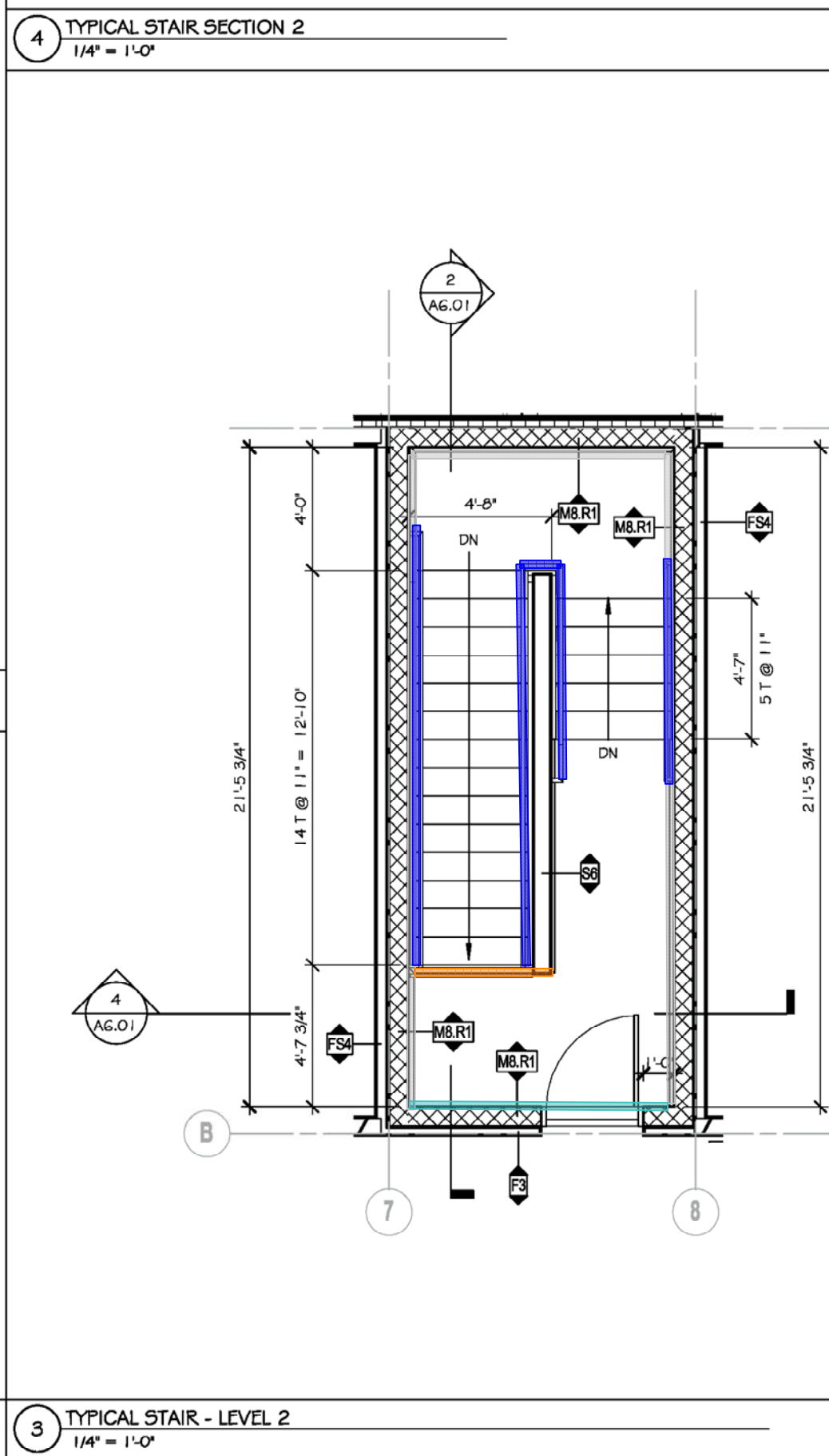
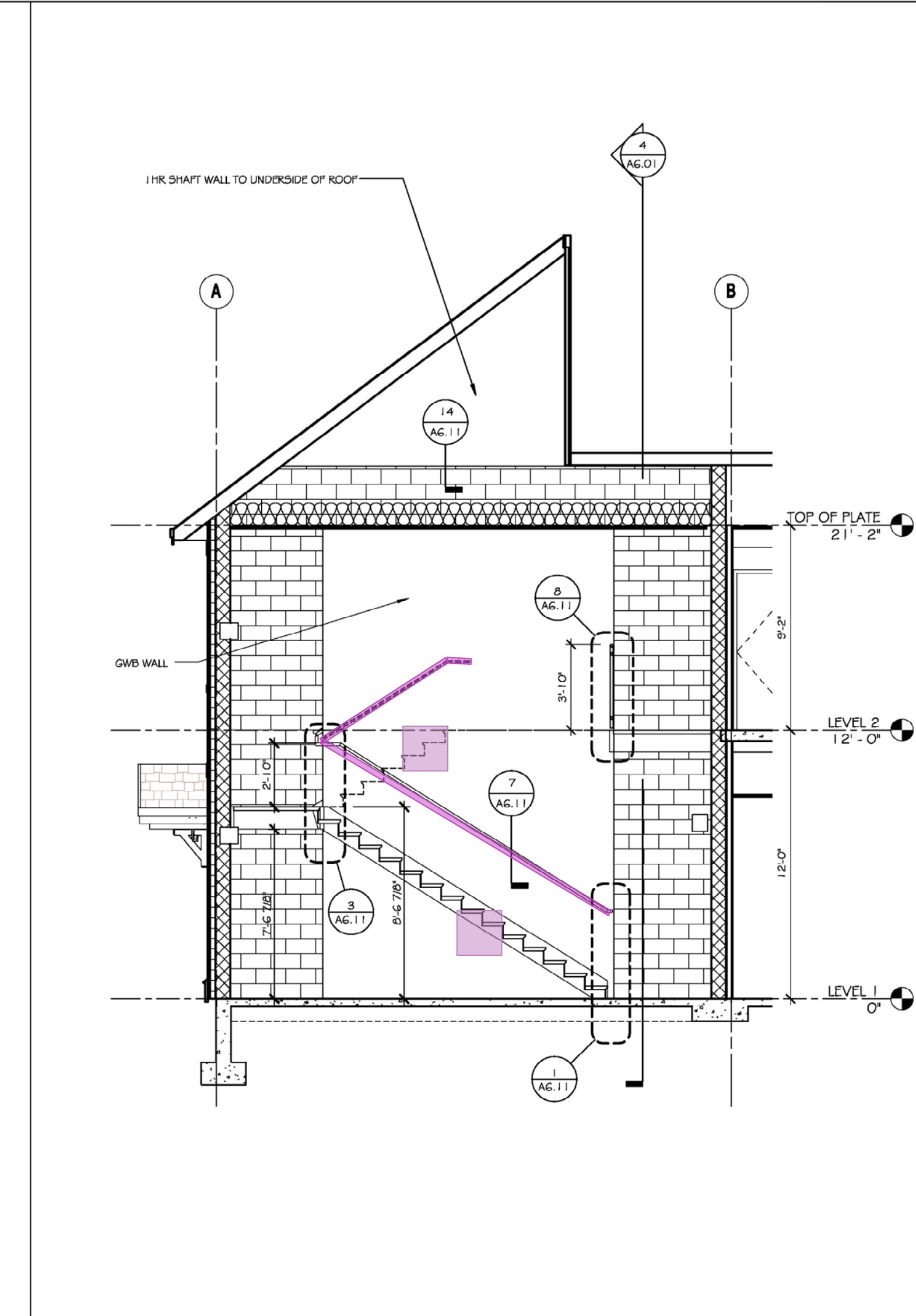
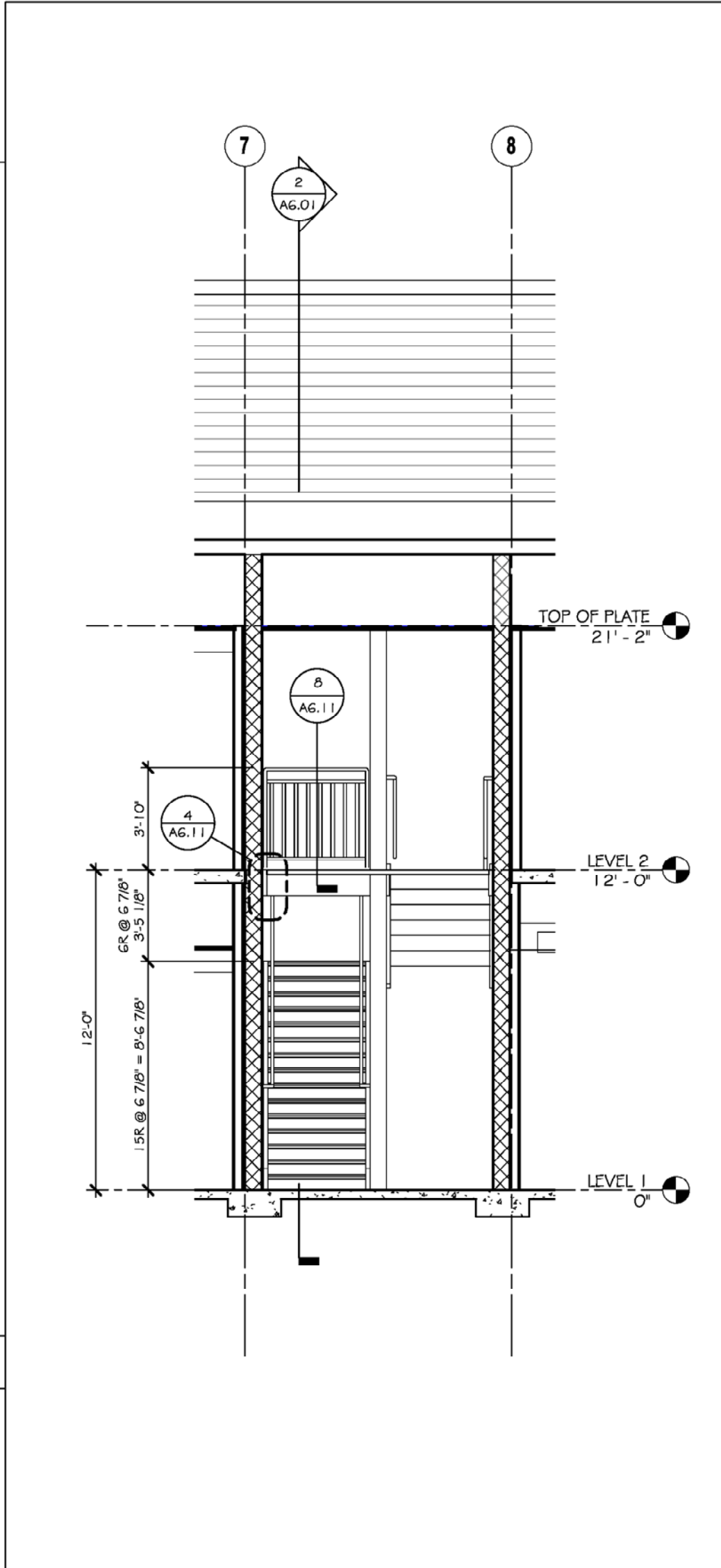
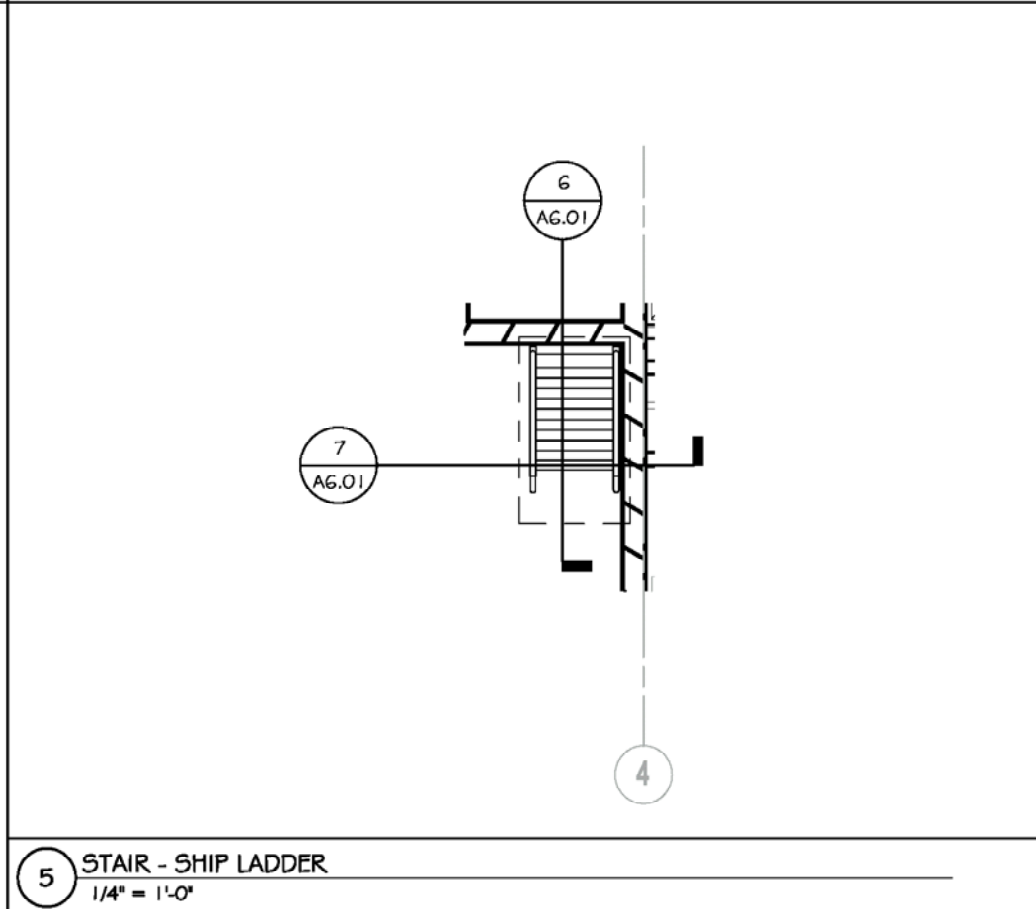
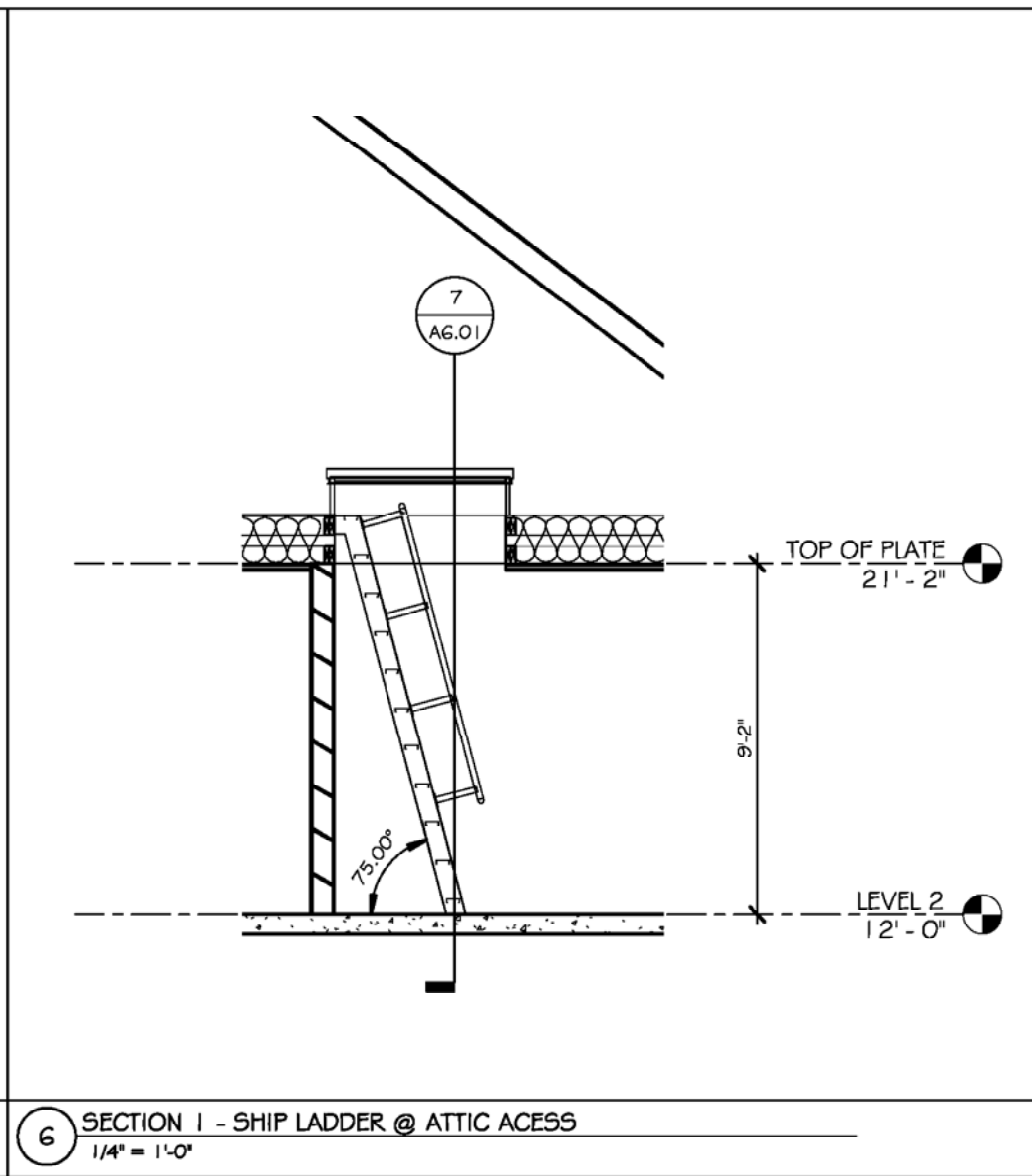
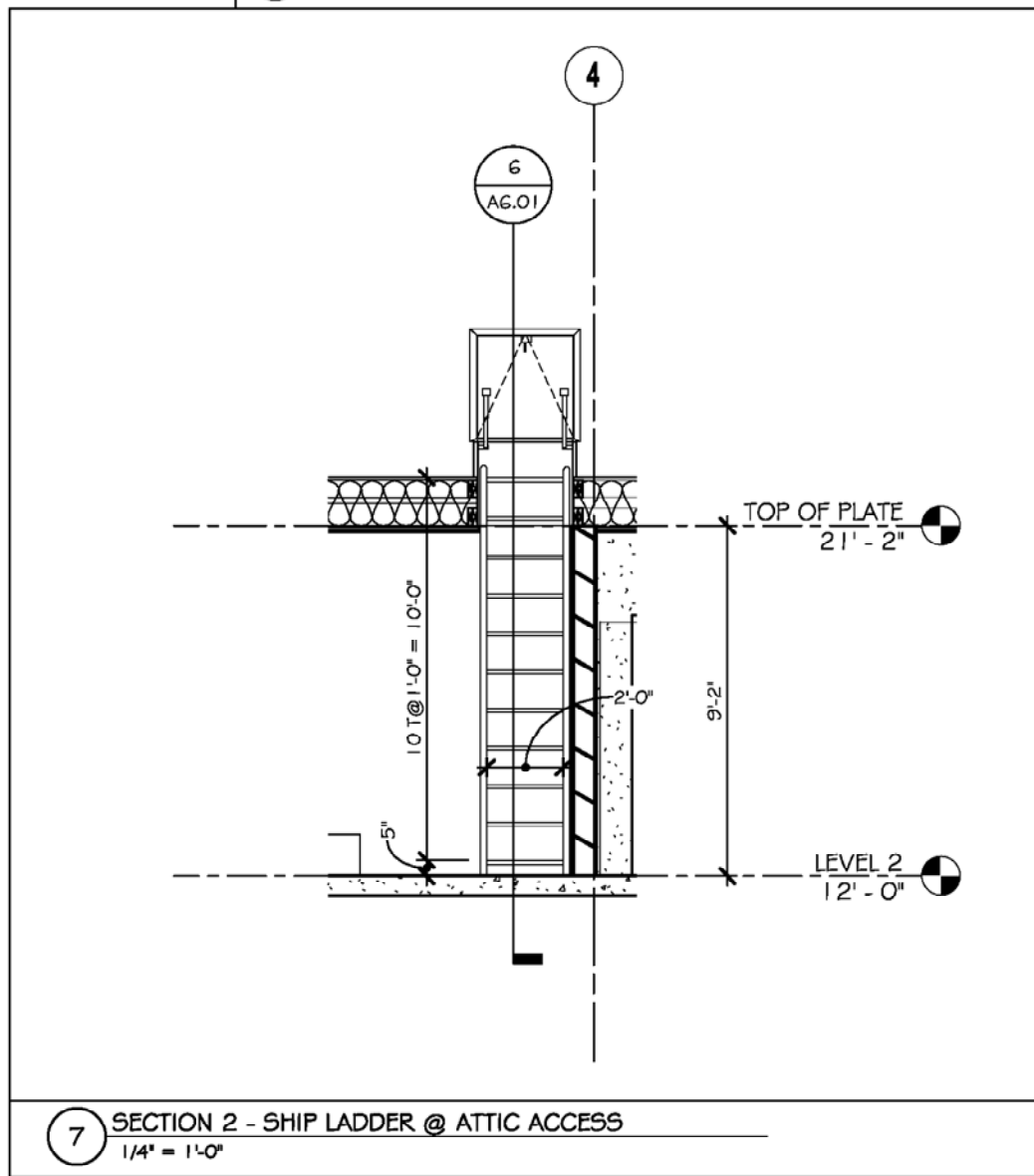
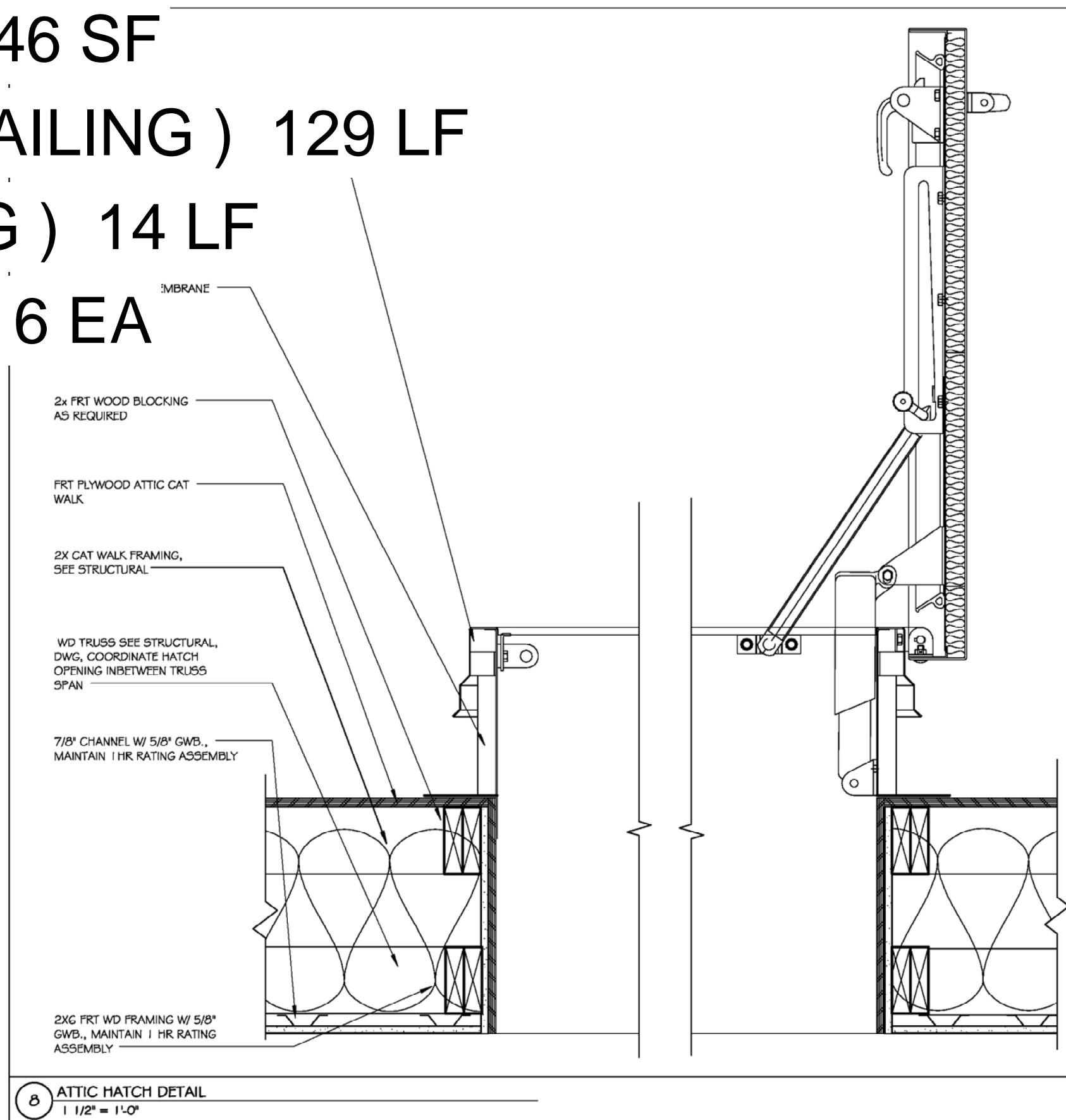
9' CMU WALLS LSG 1,622 SF

8'STAIR DW WALLS LSG 546 SF

RAILINGS (1 RUNG PIPE RAILING) 129 LF

RAILINGS (PICKET RAILING) 14 LF

INTERIOR STAIR FLIGHTS 6 EA



ARCHITECTS
INTERIORS
PLANNERS

Architect
James Warner - #21AI01314800
JSA Inc. 273 CORPORATE DRIVE
PORTSMOUTH, NH 03801
T 603.436.2551
F 603.436.6973
www.jsainc.com

Civil Engineer
Catherine Mueller - #24GE04425200
Omland Engineering Associates, Inc.
54 Horsehill Road
Cedar Knolls, N.J. 07927
Phone: 973-359-8400
www.olmland.com

Landscape Architect
James Ryan - #21AS00094700
JMC John Meyers Consulting Inc
120 Bedford Rd
Armonk, NY 10504-1818
Phone: 914-273-5225

Structural Engineer
Jeff S. Nowrocki - #24G04992600
JSN Associates, Inc.
1 Autumn Street
Portsmouth, NH 03801
Phone: 603-433-8639
www.jsneng.com

Electrical Engineer
Fadi A. Bark - #24GE03819700
Vincent A. Dilorio, Inc.
89 Access Road
Suite 18
Norwood, MA 02062
Phone: 781-255-9754
www.vadeng.com

Mechanical, Fire Protection, Plumbing
Engineer
Paul Sullivan - #24GE04148100
RW Sullivan
529 Main St Suite 203
Boston, MA 02129
Phone: 617-337-9325
www.rwsullivan.com

Interior Designer
Karen Aumen
Aumen Anser Inc.
100 N. Charles St., Suite 910
Baltimore, MD 21201
Phone: 410-837-2767

Food Equipment
Jeff Dahl
Clark Food Service Equipment
2209 Old Philadelphia Pike
Lancaster PA 17602
Phone: 717-392-7363



BRIGHTVIEW
SHELTER WARREN

WARREN, NJ

SHELTER GROUP

DCA/HCPR # 5035-14

Scale: As indicated
Project Number: P635
Date: 21 APRIL 2014
Revisions:

80% CONSTRUCTION
DOCUMENT SET

A6.01

COPYRIGHT © 2014

STAIR PLANS AND SECTIONS

Architect
James Warner - #21A101314800
JSA Inc. 273 CORPORATE DRIVE
PORTSMOUTH, NH 03801
T 603.436.2551
F 603.436.6973
www.jsainc.com

Civil Engineer
Catherine Mueller - #24GE04425200
Omland Engineering Associates, Inc.
54 Horsehill Road
Cedar Knolls, N.J. 07927
Phone: 973-359-8400
www.omland.com

Landscape Architect
James Ryan - #21AS00094700
JMC John Meyers Consulting Inc
120 Bedford Rd
Armonk, NY 10504-1818
Phone: 914-273-5225

Structural Engineer
Jeff S. Nowrocki - #24G04992600
JSN Associates, Inc.
1 Autumn Street
Portsmouth, NH 03801
Phone: 603-433-8639
www.jsneng.com

Electrical Engineer
Fadi A. Bark - #24GE03819700
Vincent A. Dilorio, Inc.
89 Access Road
Suite 18
Norwood, MA 02062
Phone: 781-255-9754
www.vadeng.com

Mechanical, Fire Protection, Plumbing
Engineer
Paul Sullivan - #24GE04148100
RW Sullivan
529 Main St Suite 203
Boston, MA 02129
Phone: 617-337-9325
www.rwsullivan.com

Interior Designer
Karen Aumen
Aumen Anser Inc.
100 N. Charles St., Suite 910
Baltimore, MD 21201
Phone: 410-837-2767

Food Equipment
Jeff Dahl
Clark Food Service Equipment
2209 Old Philadelphia Pike
Lancaster PA 17602
Phone: 717-392-7363

BRIGHTVIEW
SENIOR LIVING

BRIGHTVIEW
SHELTER WARREN
WARREN, NJ

SHELTER GROUP

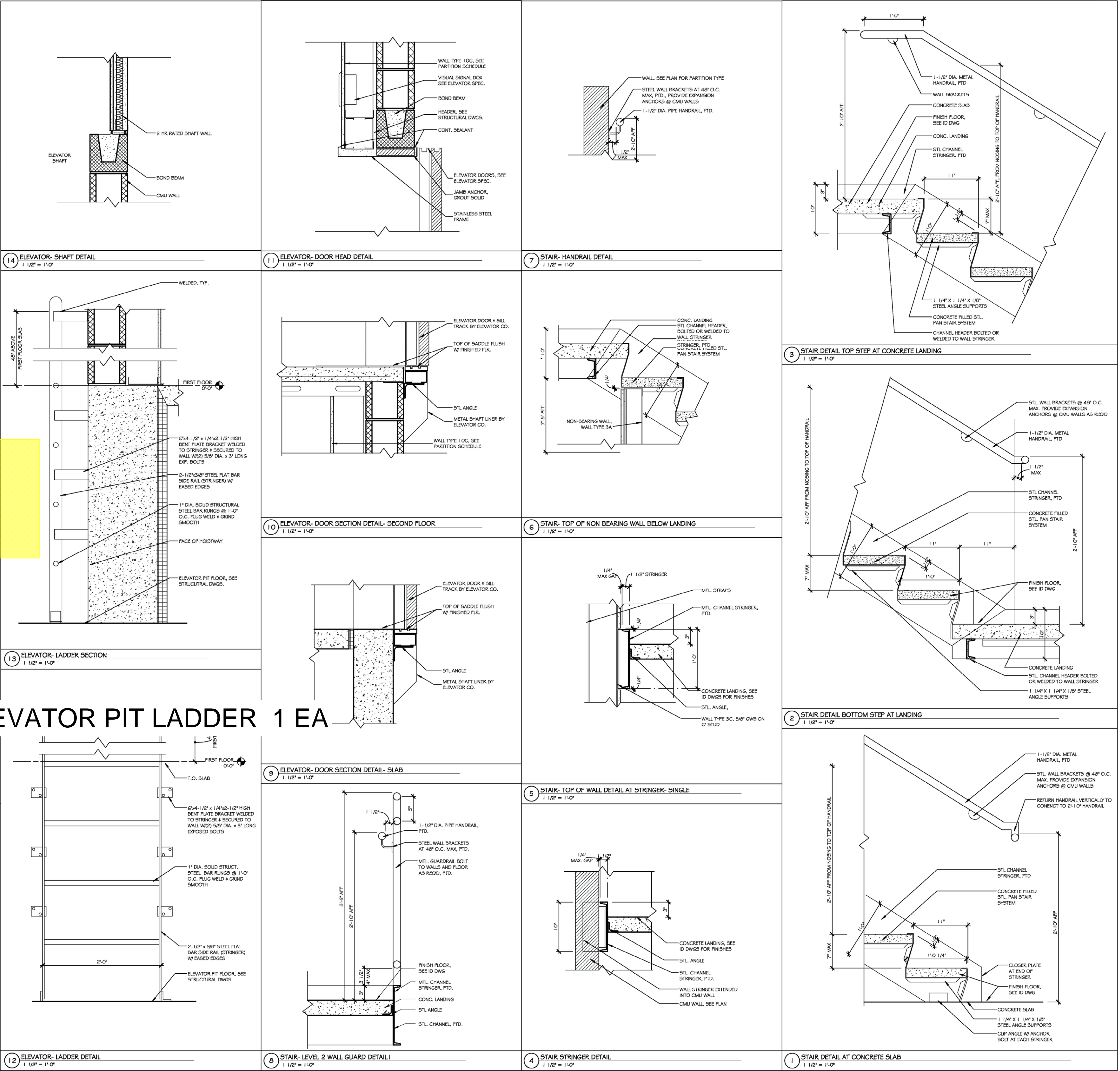
DCA/HCPR # 5035-14

Scale: 1 1/2" = 1'-0"
Project Number: P635
Date: 21 APRIL 2014
Revisions:

**80% CONSTRUCTION
DOCUMENT SET**

A6.11

COPYRIGHT © 2014



TYPE N HM DOOR FRAME & WOOD DOOR PTD. 11 EA

TYPE FG HM DOOR FRAME & WOOD DOOR PTD. 19 EA

TYPE N HM DOOR & DOOR FRAME PTD. 6 EA

TYPE P HM DOOR FRAME & WOOD DOOR PTD. 71 EA

DOOR SCHEDULE -BUILDING - BV WARREN																		
LOCATION			DOOR						FRAME									
DOOR NUMBER	ROOM NO.	ROOM NAME	OPENING		PANEL			TYPE	MATL	HEAD	DETAILS		SILL	FIRE RATING	HDWR	COMMENTS		
			WIDTH	HEIGHT	THICK	TYPE	MATL				CONFIG	JAMB						
LEVEL 1																		
301	30	AZ ENTRY	3'-0"	7'-0"	1 3/4"	N	WD-SC	SINGLE	F1	HM	13/A0.22	12/A0.22		20 MIN.		INTERIOR - SMOKE CORRIDOR, STAIN GRADE CUSTOM		
31	31	AZ DIRECTOR	3'-0"	6'-0"	1 3/4"	F	WD-SC	SINGLE	F1	HM	13/A0.22	12/A0.22				INTERIOR - AMENITIES		
32A	32A	STOR	4'-0"	6'-0"	1 3/4"	F	WD-SC	PAIR	F1	HM	11/A0.22	10/A0.22				INTERIOR - AMENITIES		
33	33	LIVING	3'-0"	7'-0"	1 3/4"	FG	AC-WD		F1	AC-WD	3/A0.22	2/A0.22	1/A0.22			EXTERIOR - PATIO DOORS, AUTOMATIC DOORS		
36	36	MED	3'-0"	6'-0"	1 3/4"	F	WD-SC	SINGLE	F1	HM	11/A0.22	12/A0.22				INTERIOR - AMENITIES		
40A	40	SERVERY	3'-0"	6'-0"	1 3/4"	F	WD-SC	SINGLE	F1	HM	13/A0.22	12/A0.22				INTERIOR - AMENITIES		
40B	40	SERVERY	3'-6"	6'-0"	1 3/4"	N	WD-SC	SINGLE	F1	HM	11/A0.22	10/A0.22				INTERIOR - AMENITIES		
43	43	LAUNDRY	3'-0"	6'-0"	1 3/4"	P	WD-SC	SINGLE	F1	HM	13/A0.22	12/A0.22				INTERIOR - AMENITIES		
46	39A		3'-0"	6'-0"	1 3/4"	F	WD-SC	SINGLE	F1	HM	13/A0.22	12/A0.22				INTERIOR - AMENITIES		
48A	48A	TOILET	3'-0"	6'-0"	1 3/4"	F	WD-SC	SINGLE	F1	HM	13/A0.22	12/A0.22				INTERIOR - AMENITIES		
50	50	ACTIVITY	3'-0"	7'-0"	1 3/4"	FG	AC-WD		F1	AC-WD	3/A0.22	2/A0.22	1/A0.22			EXTERIOR - PATIO DOORS, AUTOMATIC DOORS		
120A	120	VEST	3'-0"	6'-0"	1 3/4"	FG	AC-GL	SINGLE	F3	HM	3/A0.22	2/A0.22	1/A0.22			EXTERIOR - ENTRY, AUTOMATIC DOORS		
120B	120	VEST	3'-0"	6'-0"	1 3/4"	FG	AC-SR	SINGLE	F3	HM	13/A0.22	12/A0.22				INTERIOR ENTRY, AUTOMATIC DOORS		
122	122	STOR	3'-0"	6'-0"	1 3/4"	F	WD-SC	SINGLE	F1	HM	11/A0.22	10/A0.22				INTERIOR - AMENITIES		
130A	130	VESTIBULE	6'-0"	7'-0"	1 3/4"	FG	AC-GL		F1	AC-WD	3/A0.22	2/A0.22	1/A0.22			EXTERIOR - ENTRY, AUTOMATIC DOORS		
130B	130	VESTIBULE	6'-0"	7'-0"	1 3/4"	FG	AC-SR		F1	HM	13/A0.22	12/A0.22				INTERIOR ENTRY, AUTOMATIC DOORS		
133	133	WORK	3'-0"	6'-0"	1 3/4"	F	WD-SC	SINGLE	F1	HM	13/A0.22	12/A0.22				INTERIOR - AMENITIES		
133A	133A	CSD 1	3'-0"	6'-0"	1 3/4"	F	WD-SC	SINGLE	F1	HM	13/A0.22	12/A0.22				INTERIOR - AMENITIES		
133B	133B	CSD 2	3'-0"	6'-0"	1 3/4"	F	WD-SC	SINGLE	F1	HM	13/A0.22	12/A0.22				INTERIOR - AMENITIES		
133C	133C	BOM	3'-0"	6'-0"	1 3/4"	P	WD-SC	SINGLE	F1	HM	13/A0.22	12/A0.22				INTERIOR - AMENITIES		
133D	133D	ID	3'-0"	6'-0"	1 3/4"	P	WD-SC	SINGLE	F1	HM	13/A0.22	12/A0.22				INTERIOR - AMENITIES		
133E	133	WORK	3'-0"	6'-0"	1 3/4"	P	WD-SC	PAIR	F1	HM	11/A0.22	10/A0.22				INTERIOR - AMENITIES		
135	135	ACTIVITY	6'-0"	6'-0"	1 3/4"	FG	WD-SC		F1	HM	13/A0.22	12/A0.22				INTERIOR - AMENITIES		
135A	135	ACTIVITY	3'-0"	7'-0"	1 3/4"	FG	WD-GL		F1	HM	13/A0.22	12/A0.22				INTERIOR - AMENITIES		
135B	135	ACTIVITY	6'-0"	7'-0"	1 3/4"	FG	AC-GL		F1	AC-WD	3/A0.22	2/A0.22	1/A0.22			EXTERIOR - PATIO DOORS, AUTOMATIC DOORS		
137	137	ACT. DIR.	3'-0"	6'-0"	1 3/4"	F	WD-SC	SINGLE	F1	HM	13/A0.22	12/A0.22				INTERIOR - AMENITIES		
137A	137	ACT. DIR.	4'-0"	6'-0"	1 3/4"	F	WD-SC	PAIR	F1	HM	5/A0.22	4/A0.22				INTERIOR - AMENITIES		
137B	137	ACT. DIR.	4'-0"	6'-0"	1 3/4"	F	WD-SC	PAIR	F1	HM	5/A0.22	4/A0.22				INTERIOR - AMENITIES		
144	144	GAMES	3'-0"	6'-0"	1 3/4"	FG	WD-SC	SINGLE	F1	HM	13/A0.22	12/A0.22				INTERIOR - AMENITIES		
144A	144	GAMES	6'-0"	7'-0"	1 3/4"	FG	AC-GL		F1	AC-WD	3/A0.22	2/A0.22	1/A0.22			EXTERIOR - PATIO DOORS, AUTOMATIC DOORS		
144B	144	GAMES	6'-0"	6'-0"	1 3/4"	F	WD-SC	PAIR	F1	HM	13/A0.22	12/A0.22				INTERIOR SLIDING BARN DOORS		
145	145	LOUNGE	6'-0"	7'-0"	1 3/4"	FG	AC-WD		F1	AC-WD	3/A0.22	2/A0.22				EXTERIOR - PATIO DOORS, AUTOMATIC DOORS		
147	147	PRIVATE DINING	3'-0"	7'-0"	1 3/4"	FG	WD-GL		F1	HM	13/A0.22	12/A0.22				INTERIOR - AMENITIES		
147A	147	PRIVATE DINING	6'-0"	6'-0"	1 3/4"	FG	WD-GL	PAIR	F1	HM	10/A0.22	17/A0.22				INTERIOR - AMENITIES		
150	150	DINING	3'-0"	7'-0"	1 3/4"	FG	AC-WD		F1	AC-WD	3/A0.22	2/A0.22	1/A0.22			EXTERIOR - PATIO DOORS, AUTOMATIC DOORS		
157	157	STAFF	3'-0"	7'-0"	1 3/4"	G	WD-SC	SINGLE	F1	HM	5/A0.22	4/A0.22				INTERIOR - AMENITIES		
158	158	COM. KITCHEN	3'-6"	7'-0"	1 3/4"	N	HM	SINGLE	F1	HM	5/A0.22	4/A0.22				INTERIOR - UTILITIES		
159	159	CHIEF OFF.	3'-0"	7'-0"	1 3/4"	N	HM	SINGLE	F1	HM	5/A0.22	4/A0.22				INTERIOR - UTILITIES		
160	160	SERVERY	4'-0"	6'-0"	1 3/4"	N	HM	SINGLE	F1	HM	5/A0.22	4/A0.22				EXTERIOR - UTILITY		
163A	306	COMM DRY	4'-0"	7'-0"	1 3/4"	N	HM	SINGLE	F1	HM	5/A0.22	4/A0.22				EXTERIOR - UTILITY		
164A	307	COMM. WASH	3'-6"	7'-0"	1 3/4"	N	HM	SINGLE	F1	HM	5/A0.22	4/A0.22				EXTERIOR - UTILITY		
C101A	C101	CORR	6'-0"	7'-0"	1 3/4"	F	WD-SC		F4	HM	0/A0.22	7/A0.22		45 MIN.		INTERIOR - SMOKE CORRIDOR		
C101B	C101	CORR	3'-0"	6'-0"	1 3/4"	FG	AC-GL		F3	HM	3/A0.22	2/A0.22				EXTERIOR - PATIO DOORS, AUTOMATIC DOORS		
C103	C103	CORR	3'-0"	6'-0"	1 3/4"	F	WD-SC	SINGLE	F1	HM	5/A0.22	4/A0.22				INTERIOR - SMOKE CORRIDOR		
C103A	142	ELEV. LOBBY	3'-0"	7'-0"	1 3/4"	FG	WD-SC	SINGLE	F2	HM	11/A0.22	10/A0.22				INTERIOR - AMENITIES		
C103B	C103	CORR	3'-6"	7'-0"	1 3/4"	N	WD-SC	SINGLE	F4	HM	13/A0.22	12/A0.22		45 MIN.		INTERIOR - SMOKE CORRIDOR		
U101A	U101	STAR 1	3'-0"	6'-0"	1 3/4"	F	WD-SC	SINGLE	F2	HM	11/A0.22	10/A0.22		45 MIN.		INTERIOR - STAR		
U101B	U101	STAR 1	3'-0"	7'-0"	1 3/4"	F	WD-SC	SINGLE	F2	HM	3/A0.22	2/A0.22	1/A0.22			EXTERIOR - STAR		
U201A	U201	AZ CORR	3'-0"	6'-0"	1 3/4"	F	WD-SC	SINGLE	F2	HM	11/A0.22	10/A0.22		45 MIN.		INTERIOR - STAR		
U201B	U201	STAR 2	3'-0"	7'-0"	1 3/4"	F	WD-SC	SINGLE	F2	HM	3/A0.22	2/A0.22	1/A0.22			EXTERIOR - STAR		
U201C	U201	STAR 3	3'-0"	6'-0"	1 3/4"	F	WD-SC	SINGLE	F2	HM	3/A0.22	2/A0.22	1/A0.22			EXTERIOR - STAR		
U201D	U201	STAR 3	7'-0"	7'-0"	1 3/4"	F	AC-WD		F2	AC-WD	3/A0.22	2/A0.22	1/A0.22			EXTERIOR - STAR		
T37	T37	MW	3'-0"	6'-0"	1 3/4"	P	WD-SC	SINGLE	F1	HM	16/A0.22	15/A0.22				INTERIOR - AMENITIES		
T105	T165	STAFF T	3'-0"	7'-0"	1 3/4"	F	WD-SC	SINGLE	F1	HM	13/A0.22	12/A0.22				INTERIOR - AMENITIES		
T106	T171	STAFF T	3'-0"	6'-0"	1 3/4"	F	WD-SC	SINGLE	F1	HM	13/A0.22	12/A0.22				INTERIOR - AMENITIES		
T135	T138	MW	3'-0"	6'-0"	1 3/4"	P	WD-SC	SINGLE	F1	HM	13/A0.22	12/A0.22				INTERIOR - AMENITIES		
T152	T152	TOILET	3'-0"	6'-0"	1 3/4"	P	WD-SC	SINGLE	F1	HM	13/A0.22	12/A0.22				INTERIOR - AMENITIES		
T152A	T152	TOILET	2'-6"	6'-0"	1 3/4"	P	WD-SC	SINGLE	F1	HM	13/A0.22	12/A0.22				INTERIOR - AMENITIES		
T152B	T152	TOILET	3'-0"	6'-0"	1 3/4"	P	WD-SC	SINGLE	F1	HM	13/A0.22	12/A0.22				INTERIOR - AMENITIES		
T153	T153	TOILET	3'-0"	6'-0"	1 3/4"	P	WD-SC	SINGLE	F1	HM	13/A0.22	12/A0.22				INTERIOR - AMENITIES		
T153A	T153	TOILET	3'-0"	6'-0"	1 3/4"	P	WD-SC	SINGLE	F1	HM	13/A0.22	12/A0.22				INTERIOR - AMENITIES		
T153B	T153	TOILET	2'-6"	6'-0"	1 3/4"	P	WD-SC	SINGLE	F1	HM	13/A0.22	12/A0.22				INTERIOR - AMENITIES		
U35	U35	ELEC.	3'-0"	6'-0"	1 3/4"	F	WD-SC	SINGLE	F1	HM	5/A0.22	4/A0.22				INTERIOR - UTILITIES		
U39	U39	MECH	6'-0"	6'-0"	1 3/4"	F	WD-SC	PAIR	F1	HM	5/A0.22	4/A0.22				INTERIOR - UTILITIES		
U41	U41	CL	3'-0"	6'-0"	1 3/4"	P	WD-SC	SINGLE	F1	HM	5/A0.22	4/A0.22				INTERIOR - UTILITIES		
U42	U42	CL	3'-0"	6'-0"	1 3/4"	P	WD-SC	SINGLE	F1	HM	5/A0.22	4/A0.22				INTERIOR - UTILITIES		
U44	U44	JAN	3'-0"	6'-0"	1 3/4"	P	WD-SC	SINGLE	F1	HM	5/A0.22	4/A0.22				INTERIOR - UTILITIES		
U45	U45	ELEGDATA	3'-0"	6'-0"	1 3/4"	P	WD-SC	SINGLE	F1	HM	5/A0.22	4/A0.22				INTERIOR - UTILITIES		
U45A	U45A	EMERG ELEC	3'-0"	6'-0"	1 3/4"	P	HM	SINGLE	F1	HM	5/A0.22	4/A0.22				INTERIOR - UTILITIES		
U46	U46	AZ CORR	3'-0"	6'-0"	1 3/4"	P	WD-SC	SINGLE	F1	HM	5/A0.22	4/A0.22				INTERIOR - UTILITIES		
U123A	U123	SPRINKL / DOMESTIC WATER	3'-0"	7'-0"	1 3/4"	F	WD-SC	SINGLE	F1	HM	3/A0.22	2/A0.22				INTERIOR - UTILITIES		
U123	U123	SPRINKL / DOMESTIC WATER	3'-0"	7'-0"	1 3/4"	F	HM	SINGLE	F2	HM	3/A0.22	2/A0.22				INTERIOR - UTILITIES		
U124	U124	ELEC.	3'-0"	6'-0"	1 3/4"	F	WD-SC	SINGLE	F1	HM	5/A0.22	4/A0.22		45 MIN.		INTERIOR - UTILITIES		
U124A	C101	CORR	3'-0"	6'-0"	1 3/4"	F	WD-SC	SINGLE	F1	HM	5/A0.22	4/A0.22				INTERIOR - UTILITIES		
U125	U125	CL	3'-0"	6'-0"	1 3/4"	P	WD-SC	SINGLE	F1	HM	5/A0.22	4/A0.22		45 MIN.		INTERIOR - UTILITIES		
U126	U126	CL	3'-0"	6'-0"	1 3/4"	P	WD-SC	SINGLE	F1	HM	5/A0.22	4/A0.22				INTERIOR - UTILITIES		
U127	U127	CL	3'-0"	6'-0"	1 3/4"	P	WD-SC	SINGLE	F1	HM	5/A0.22	4/A0.22				INTERIOR - UTILITIES		
U134	C102	CORR	3'-0"	6'-0"	1 3/4"	P	WD-SC	SINGLE	F1	HM	5/A0.22	4/A0.22				INTERIOR - UTILITIES		
U135C	U135	ELEC	4'-0"	6'-0"	1 3/4"	F	WD-SC	PAIR	F1	HM	5/A0.22	4/A0.22				INTERIOR - UTILITIES		
U136	U136	MW	3'-0"	6'-0"	1 3/4"	P	WD-SC	SINGLE	F1	HM	5/A0.22	4/A0.22				INTERIOR - UTILITIES		
U140	U140	STOR	4'-0"	6'-0"	1 3/4"	F	WD-SC	SINGLE	F1	HM	13/A0.22	12/A0.22				INTERIOR - UTILITIES		
U141			4'-0"	6'-0"	1 3/4"	F	WD-SC	PAIR	F1	HM	5/A0.22	4/A0.22				INTERIOR - UTILITIES		
U143	U143	MECH	3'-0"	6'-0"	1 3/4"	P	WD-SC	SINGLE	F1	HM	5/A0.22	4/A0.22				INTERIOR - UTILITIES		
U148	U148	CARE	4'-0"	6'-0"	1 3/4"	F	WD-SC	PAIR	F1	HM	5/A0.22	4/A0.22				INTERIOR - UTILITIES		
U148	U148	CARE	4'-0"	6'-0"	1 3/4"	F	WD-SC	PAIR	F1	HM	5/A0.22	4/A0.22				INTERIOR - UTILITIES		
U148	U148	CARE	4'-0"	6'-0"	1 3/4"	F	WD-SC	PAIR	F1	HM	5/A0.22	4/A0.22				INTERIOR - UTILITIES		
U148	U148	CARE	4'-0"	6'-0"	1 3/4"	F	WD-SC	PAIR	F1	HM	5/A0.22	4/A0.22				INTERIOR - UTILITIES		
U148	U148	CARE	4'-0"	6'-0"	1 3/4"	F	WD-SC	PAIR	F1	HM	5/A0.22	4/A0.22				INTERIOR - UTILITIES		
U148	U148	CARE	4'-0"	6'-0"	1 3/4"	F	WD-SC	PAIR	F1	HM	5/A0.22	4/A0.22				INTERIOR - UTILITIES		
U148	U148	CARE	4'-0"	6'-0"	1 3/4"	F	WD-SC	PAIR	F1	HM	5/A0.22	4/A0.22				INTERIOR - UTILITIES		
U148	U148	CARE	4'-0"	6'-0"	1 3/4"	F	WD-SC	PAIR	F1	HM	5/A0.22	4/A0.22				INTERIOR - UTILITIES		
U148	U148	CARE	4'-0"	6'-0"	1 3/4"	F	WD-											

TOUCH UP & CLEAN UP 1 EA

STOCKING 1 EA

FINISH SCHEDULE												
ROOM NUMBER	ROOM NAME	FLOOR	BASE	WALLS	CEILING		DOOR	DOOR FRAME	TRIM	CABINET RY	REF. NOTES	ROOM NUMBER
					TYPE	BULKHEAD						
FIRST FLOOR												
30	AZ ENTRY	F17	B1	P4/P6	C1	-	P2/S1	P2	P2	-	5,7	30
31	AZ DIRECTOR	F17	B1	P4	C1	-	P2	P2	P2	-	-	31
32	AZ ACTIVITY	F17	B1	P6/P2	C5	P6	P2	P2	P2	M2/G2, M7/G2	2,8	32
32A	STOR	F17	B1	P6	C1	-	P2	P2	P2	-	-	32A
33	AZ LIVING	F17	B1	P7/P2	C1	P7	-	-	P2	M4/P11	9	33
34	AZ ACTIVITY ZONE	F17	B1	P8/P2	C1	P4	-	-	P2	-	-	34
35	ELEC.	F26	B2	P4	C1	-	P2	P2	P2	-	-	35
36	MED	F17	B1	P4	C1	-	P2	P2	P2	M3/L1	3	36
T37	MW	F10	B1	WC6/WT2/WT10	C1	-	P2	P2	P2	L3/G3	4,11	T37
38	AZ DINING	F32	B1	P9/P2	C5	P9	P2	P2	P2	M2/G2, M7/G2	2,12	38
U39	MECH.	F26	B2	P4	C1	-	P2	P2	P2	-	-	U39
40	AZ SERVERY	F12	B4	FRP1	C1	-	P2	P2	P2	-	14	40
U41	CL.	F26	B2	P4	C5	-	P2	P2	P2	-	-	U41
U42	CL.	F26	B2	P4	C1	-	P2	P2	P2	-	-	U42
43	AZ LAUNDRY	F13	B1	P12	C1	-	P2	P2	P2	L3	13	43
U44	JAN	F24	-	P4/FRP1	C1	-	P2	P2	P2	-	15,32	U44
U45	ELEC/DATA	F26	B2	P4	C1	-	P2	P2	P2	-	-	U45
U46	ELEC.	F26	B2	P4	C1	-	P2	P2	P2	-	-	U46
47	-	-	-	-	-	-	-	-	-	-	-	47
48	SPA	F10	B1	WC5/P2/WT6/WT7/WT8/WT4/WT9/WT11	C1	-	P2	P2	P2	M6/G3	2,16	48
U49	LINEN	F17	B1	P4	C1	-	P2	P2	P2	-	-	U49
50	AZ ACTIVITY	F17	B1	P13/P2	C1	-	-	-	P2	-	17	50
120	ALK VEST	F26	B1	P1	C1	-	P2	P2	P2	-	-	120
121	ALK CAFE	F4	B1	P14/P2/WT1/MT2	C1/P16	P14	-	-	P2	M4/G3	2,18,19	121
122	STOR.	F26	B2	-	C1	-	P2	P2	P2	-	-	122
U123	SPRINKLER/ DOMESTIC WATER	F26	B2	P1	C1	-	P2	P2	P2	-	-	U123
U124	ELEC.	F26	B2	P1	C1	-	P2	P2	P2	-	-	U124
U124A	EMERG ELEC	F26	B2	P1	C1	-	P2	P2	P2	-	-	U124A
U125	TEL	F26	B2	P1	C1	-	P2	P2	P2	-	-	U125
U126	CL.	F26	B2	P1	C1	-	P2	P2	P2	-	-	U126
U127	CL.	F26	B2	P1	C1	-	P2	P2	P2	-	-	U127
130	VESTIBULE	F25	B1	P1/P2	C1	-	S1	P2	P2	-	20	130
131	RECEPTION LOBBY	F1,F2,F6	B1	P1/P2	C2	P1	P2	P2	P2	-	1	131
132	RECEPTION	F1	B1	WD1/P1/P2	C1	P10	-	-	P2	M4/G3	2,21	132
133	WORK	F11	B1	P1	C1	-	P2	P2	P2	M3/L1	3	133
133A	CSD 1	F11	B1	P1	C1	-	P2	P2	P2	-	-	133A
133B	CSD 2	F11	B1	P1	C1	-	P2	P2	P2	-	-	133B
133C	BOM	F11	B1	P1	C1	-	P2	P2	P2	-	-	133C
133D	ED	F11	B1	P1	C1	-	P2	P2	P2	-	-	133D
133E	CLS	F11	B1	P1	C1	-	P2	P2	P2	-	-	133E
U134	ELEC	F26	B2	P1	C1	-	P2	P2	P2	-	-	U134
135	AL ACTIVITY	F4,F3	B1	P16/P17	C5	P16	P2	P2	P2	M2/G2, M7/G2	1,2,22	135
U136	MECH	F26	B2	P1	C1	-	P2	P2	P2	-	-	U136
137	ACT. DIR.	F1	B1	P1	C1	-	P2	P2	P2	-	-	137
U138A	NOT USED	-	-	-	-	-	-	-	-	-	-	U138A
T139	MW	F10	B1	WC4/WT2/WT10	C1	-	P2	P2	P2	L3/G3	4,11	T139
U140	STOR	F26	B2	P1	C1	-	P2	P2	P2	-	-	U140
U141	ELEV. CTRL.	F26	B2	P1	C1	-	P2	P2	P2	-	-	U141
U42	ELEV. LOBBY	F2,F6	B1	WC7/P18/P2	C1	P18	-	-	P2	-	1,23	U42
U142	NOT USED	-	-	-	-	-	-	-	-	-	-	U142
U143	MECH.	F26	B2	P1	C1	-	P2	P2	P2	-	-	U143
144	AL GAMES	F5	B1	P19/P20/P21/WD1	C4	P10	P2	P2	P2	-	1,24	144
145	AL LOUNGE	F4,F8,F8	B1	P19/P20/P21/ST1/WD1	C3	P19	S1	P2	P2	M5/G2	1,2,25	145
146	AL LIVING	F3,F8	B1	P21/P2	C1	P21	P2	P2	P2	M4/P22	1,26	146
147	AL PRIVATE DINING	F3	B1	WC6/P2	C5	WC6	P2	P2	P2	-	27	147
U148	CART	F1	B1	P1	C1	-	P2	P2	P2	-	-	U148
U149	AL LIBRARY	F9	B1	WC2	C5	WC2	-	-	P23	-	28	Y149
150	AL DINING	F6,F8	B1	WC1/P2/ST1	C5	WC1	P2	P2	P2	-	1,29	150
151	AL PRE DINING	F1,F2,F3	B1	P1/P2	C1	P1	-	-	P2	M4	1,30	151
T152	TOILET	F10	B1	WC3/WT5/P2/WT4/WT9	C1	-	P2	P2	P2	L3,G3	4,31	T152
T153	TOILET	F10	B1	WC3/WT5/P2/WT4/WT9	C1	-	P2	P2	P2	L3,G3	4,31	T153
154	ELEV. LOBBY	F1,F2,F6	B1	WC7/P18/P2	C1	P18	-	-	P2	-	1,23	154
U155	ELEV CTRL	F26	B2	P1	C1	-	P2	P2	P2	-	-	U155
U156	ELEV CTRL	F26	B2	P1	C1	-	P2	P2	P2	-	-	U156
157	STAFF	F19,F20,F21	B2	P1	C1	-	P2	P2	P2	M3/L1	1,3	157
U157A	MECH	F19	B2	P1	C1	-	P2	P2	P2	-	-	U157A
158	KITCHEN	F12	B4	FRP1	C1	-	P2	P2	P2	-	14	158
159	CHEF OFF.	F12	B4	P1	C1	-	P2	P2	P2	-	-	159
U160	SERVERY	F12	B4	FRP1	C1	-	P2	P2	P2	-	14	U160
U161	MECH	F26	B2	P1	C1	-	P2	P2	P2	-	-	U161
162	STAFF LOCKER	F24	-	P1	C1	-	P2	P2	P2	-	32	162
163	COMM. WASH	F24	-	P1	C1	-	P2	P2	P2	-?	32	163
164	COMM. DRY	F24	-	P1	C1	-	P2	P2	P2	-?	32	164
T165	STAFF T	F10	B1	P1	C1	-	P2	P2	P2	L3/L1	3	T165
U166	WATER HEATER	F26	B2	P1	C1	-	P2	P2	P2	-	-	U166
U167	ELEC.	F26	B2	P1	C1	-	P2	P2	P2	-	-	U167
U168	RECEIVING	F24	-	P1	C1	-	P2	P2	P2	-	32	U168
U169	MAINTENANCE OFFICE/STOR	F24	-	P1	C1	-	P2	P2	P2	-	32	U169
U169 A	EMERG ELEC	F26	B2	P1	C1	-	P2	P2	P2	-	-	U169 A
U170	JAN	F24	-	P1/FRP1	C1	-	P2	P2	P2	-	15,32	U170

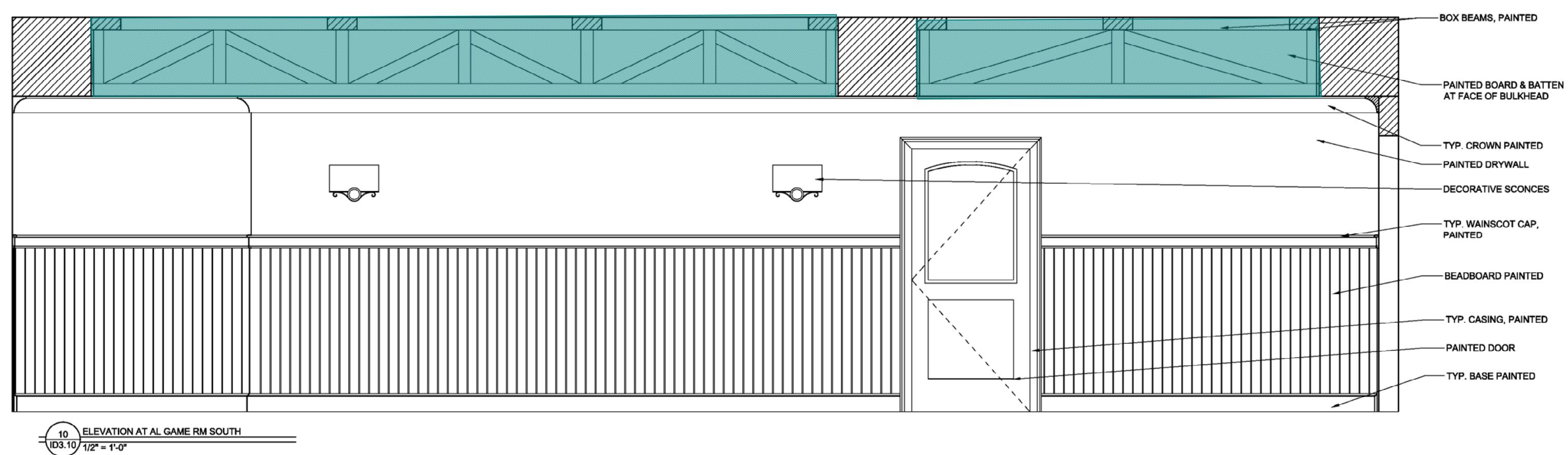
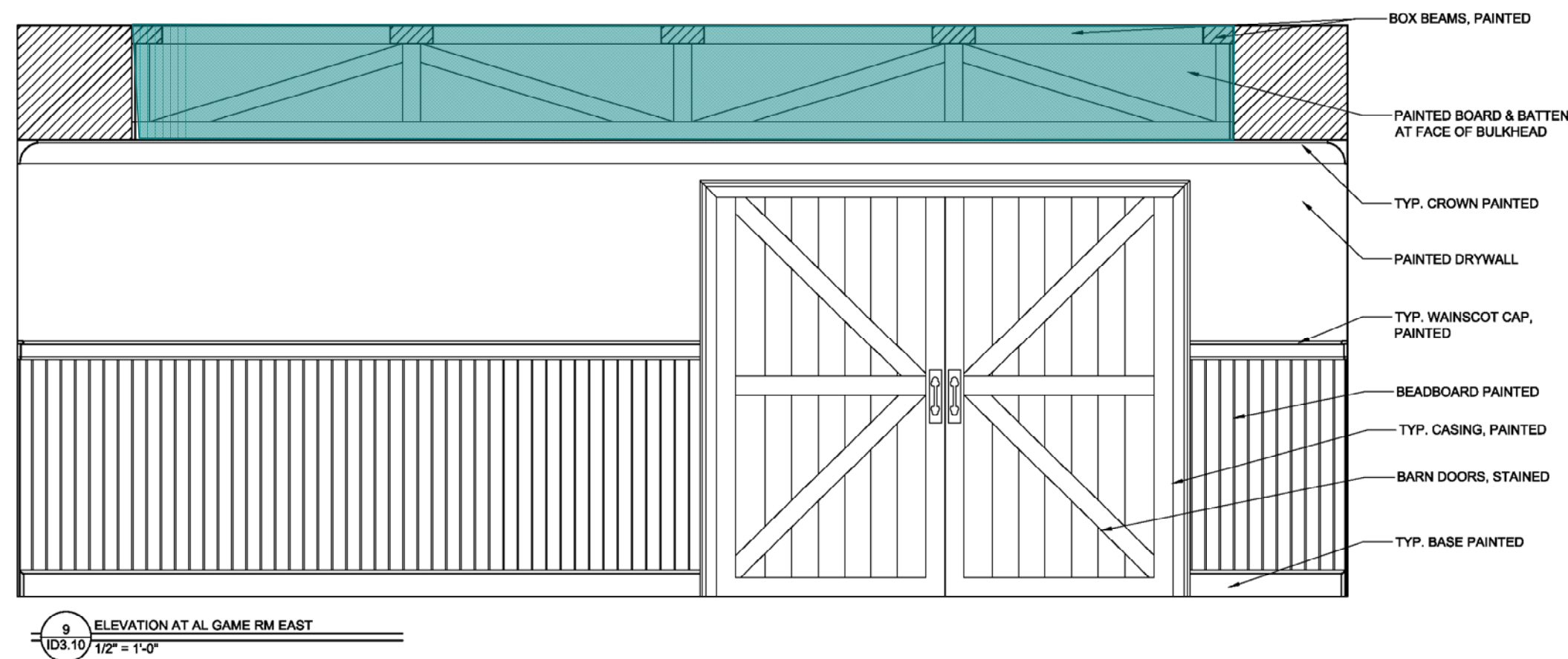
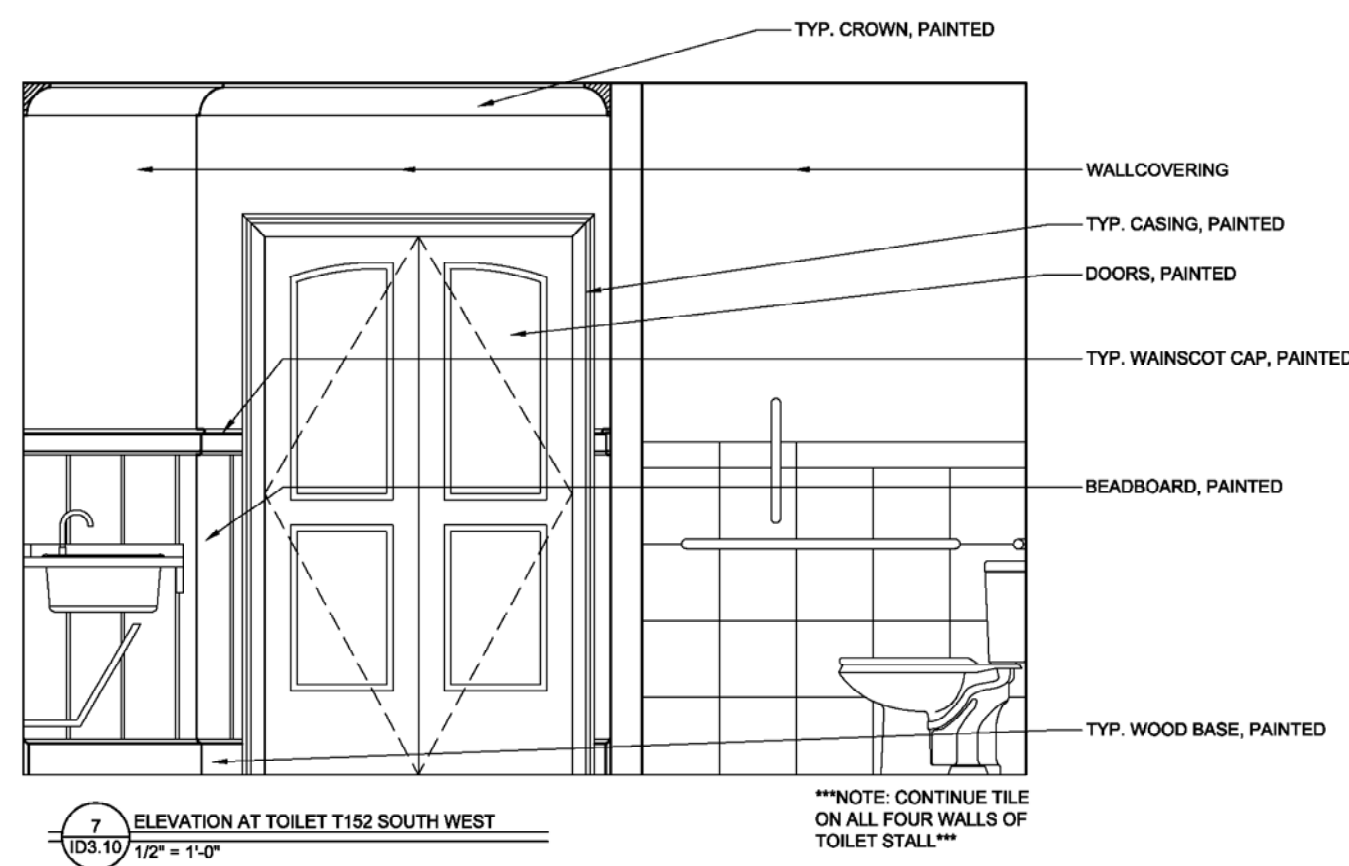
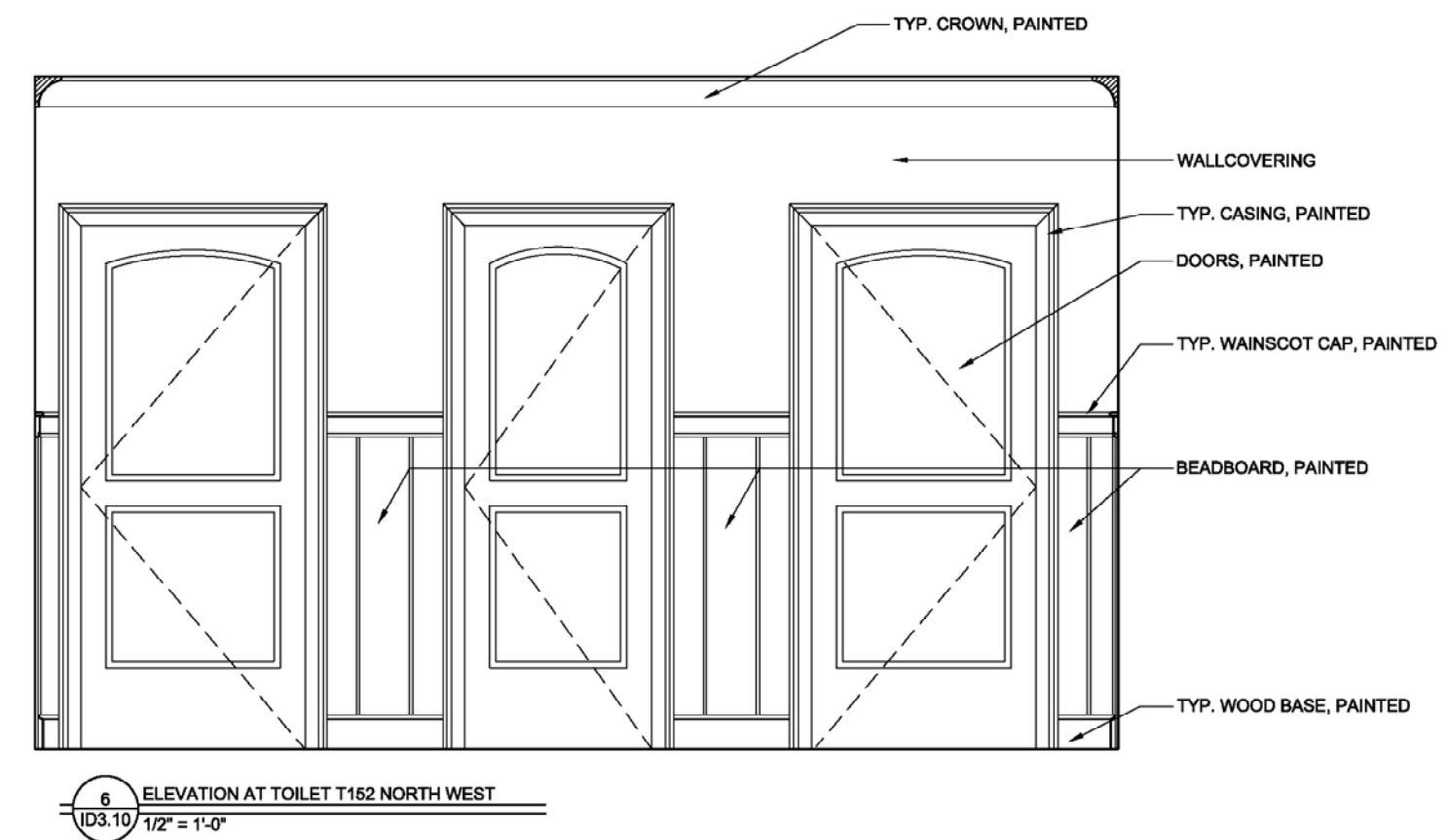
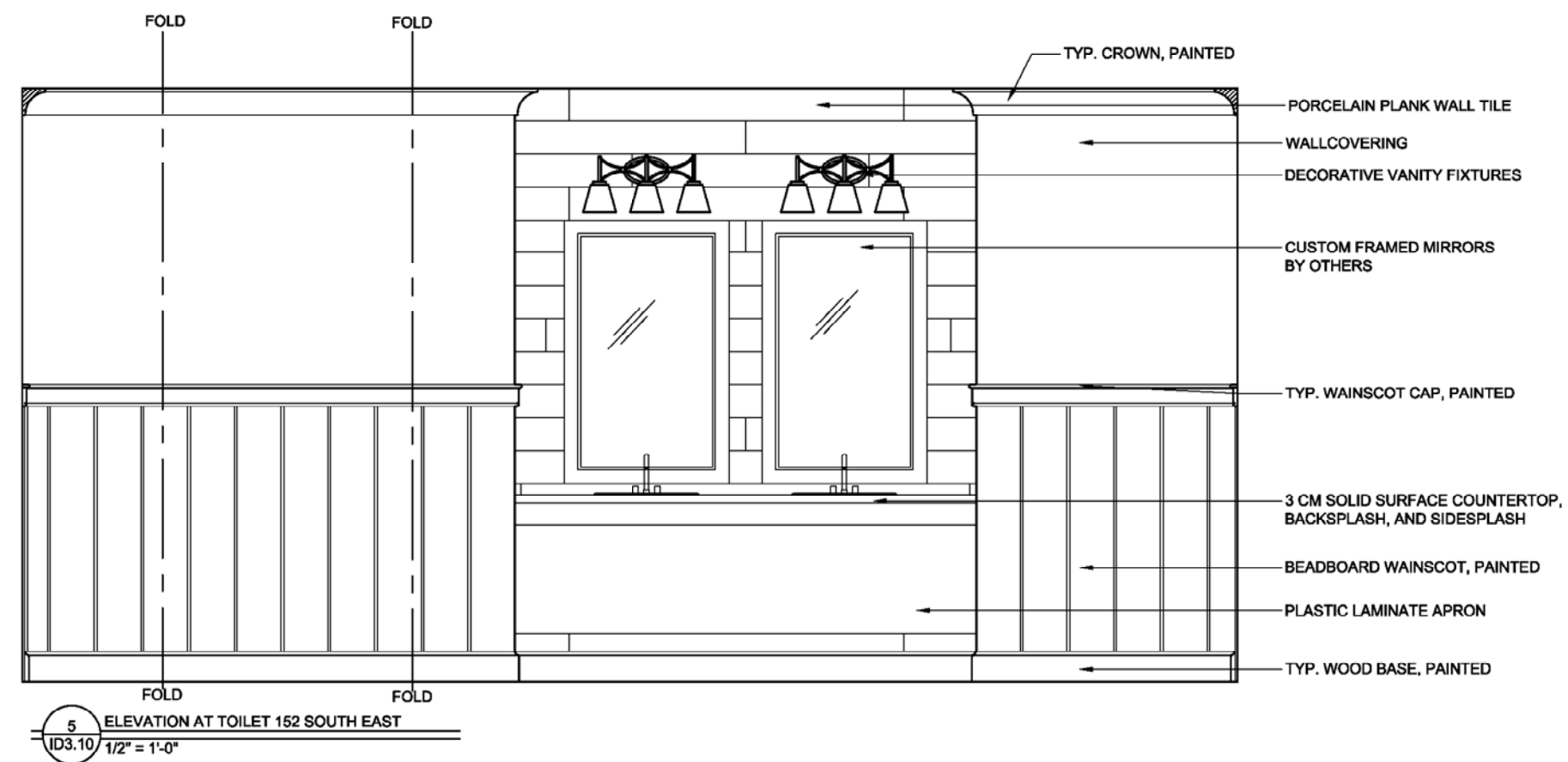
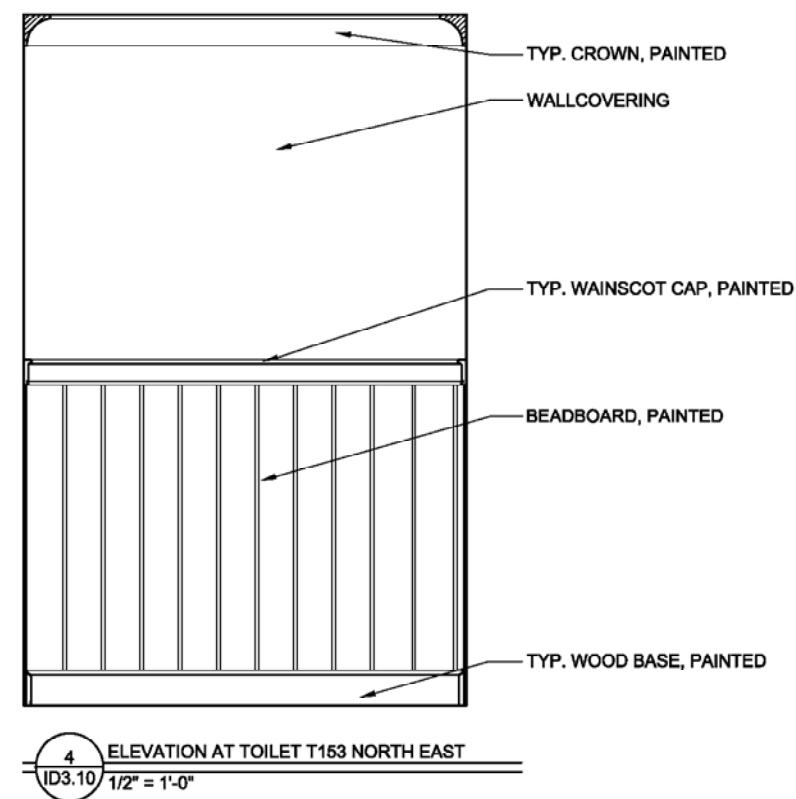
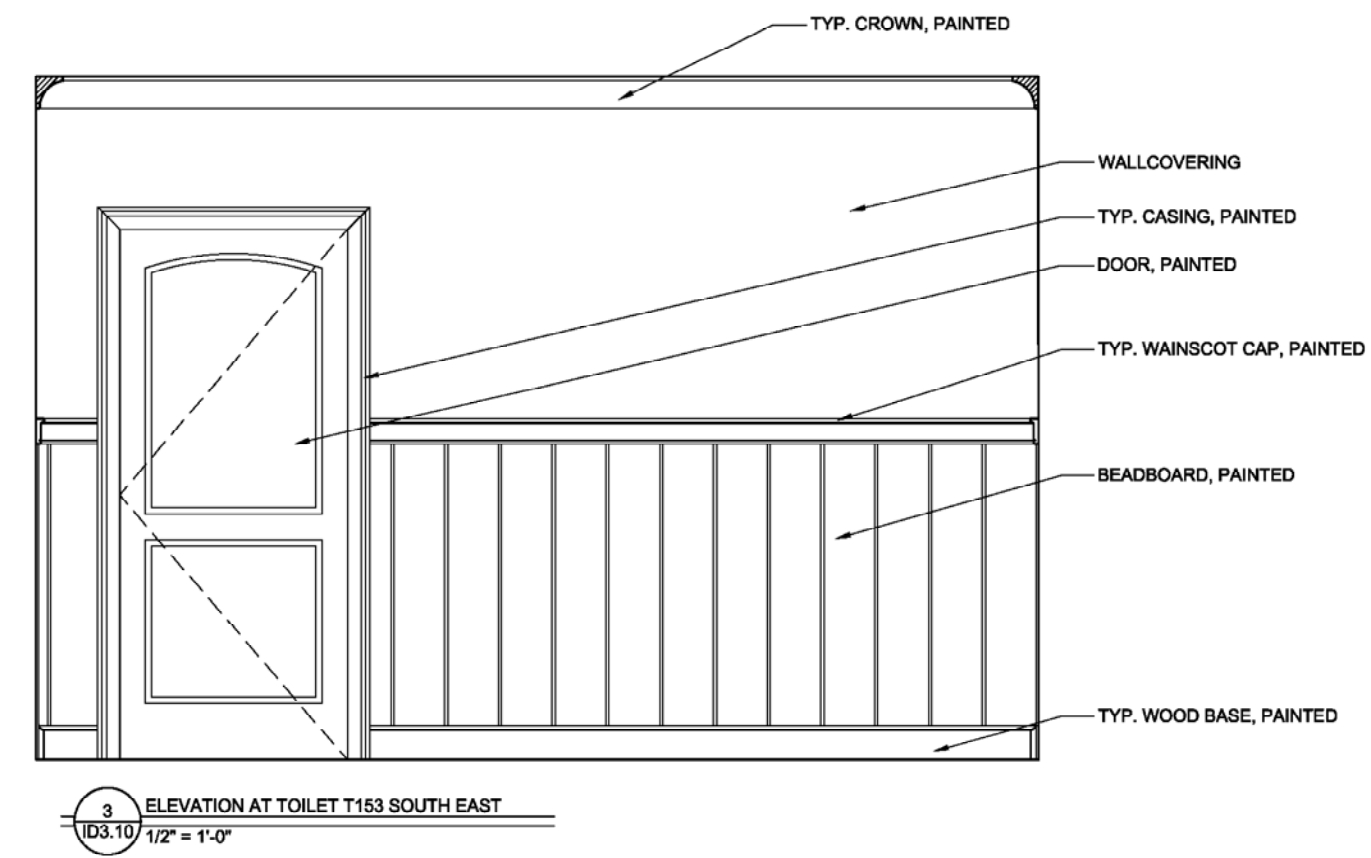
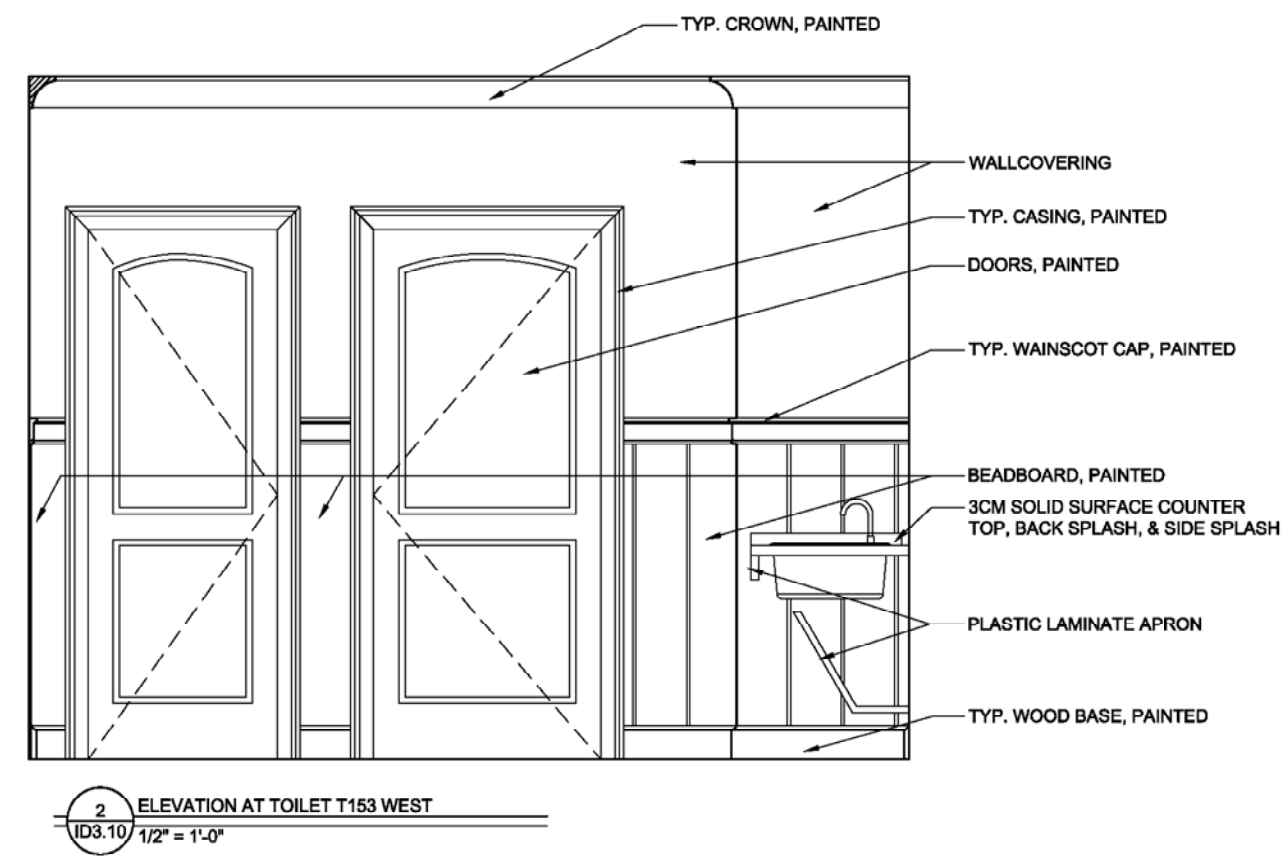
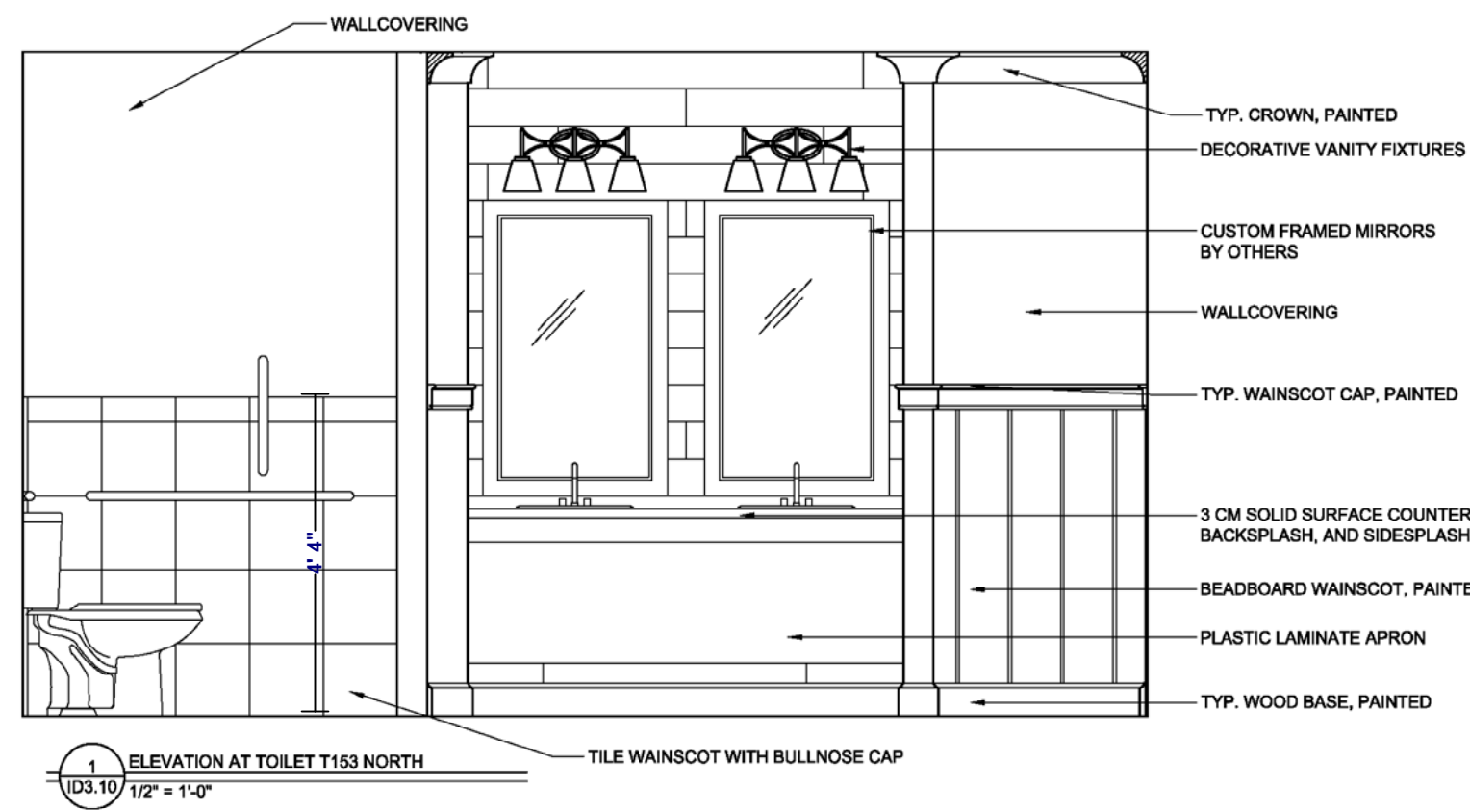
FIRST FLOOR CONT.												
T171	STAFF T	F10	B1	P1	C1	-	P2	P2	P2			T171
U172	DATA	F26	B2	P1	C1	-	P2	P2	P2	-		U172
U173	TRASH	F27	B2	P1/FRP1	C1	-	P2	P2	P2	-	33	U173
285	MAIL	F1	B1	P24	C1	-	-	-	P2	-	34	285
C01	CORR	F1,F2,F3	B1	P1/P3	C1	P1	P2	P2	P2	-	1,6	C01
C02	CORR	F1,F2,F3	B1	P1/P3	C1	P1	P2	P2	P2	-	1,6	C02
C03	CORR	F1,F2,F3	B1	P1/P3	C1	P1	P2	P2	P2	-	1,6	C03
C04	AZ CORR	F17,F18	B1	P4/P5	C1	P4	P2	P2	P2	-	1,7	C04
C05	CORR	F24	-	P1/FRP1	C1	-	P2	P2	P2	-	32,35	C05
E01	ELEV	F10	-	-	-	-	-	-	-	-	-	E01
E02	ELEV	F10	-	-	-	-	-	-	-	-	-	E02
E03	ELEV	F3	-	-	-	-	-	-	-	-	-	E03
S01	STAIR	F22	B1	P1	C1	-	P2	P2	P2	-		S01
S02	STAIR	F22	B1	P1	C1	-	P2	P2	P2	-		S02
S03	STAIR	F11	B1	P1	C1	-	P2	P2	P2	-		S03
U114A	EMERG ELEC	F19	B2	P1	C1	-	P2	P2	P2	-		U114A
SECOND FLOOR												
204	RESIDENT STORAGE	F19	B2	P1	C1	-	P2	P2	P2	-		204
U206	ELEC.	F19	B2	P1	C1	-	P2	P2	P2	-		U206
U206A	EMER ELEC	F19	B2	P1	C1	-	P2	P2	P2	-		U206A
U206B	STOR.	F19	B2	P1	C1	-	P2	P2	P2	-		U206B
227	OT/PT	F11	B1	P1	C1	-	P2	P2	P2	M3/L1	3	227
241	MED CART	F1	B1	P1	C1	-	P2	P2	P2	M3/L1	3	241
243	WAITING	F1/F2/F6	B1	P26	C1	-	P2	P2	P2	-	1,36	243
243A	H DIRECTOR	F1	B1	P1	C1	-	P2	P2	P2	-		243A
243B	WELLNESS	F13	B1	P1	C1	-	P2	P2	P2	M3/L1	3	243B
243C	RECORDS	F1	B1	P1	C1	-	P2	P2	P2	L2/L1	37	243C
249	LAUNDRY	F13	B1	P12	C1	-	P2	P2	P2	L3	13	249
263	LAUNDRY	F13	B1	P12	C1	-	P2	P2	P2	L3	13	263
269	SPA	F10	B1	WC5/P2/WT6/WT7/WT8/WT4/WT9/WT11	C1	-	P2	P2	P2	M6/G3	2,16	269
269A	TOILET	F10	B1	WC4/WT2/WT10	C1	-	P2	P2	P2	L3/G3	4,11	269A
285	SALON	F4	B1	WC8/P2	C1	-	P2	P2	P2	M6/G3	2,38	285
288	ELEV. LOBBY	F26/F14/F15/F16	B1	WC7/P18/P2/WT3	C1	-	P2	P2	P2	M6/G3	1,23,42	288
C201	CORR.	F1,F2,F3	B1	P1/P3	C1	-	P2	P2	P2	-	1,6	C201
C202	CORR.	F1,F2,F3	B1	P1/P3	C1	-	P2	P2	P2	-	1,6	C202
C203	CORR.	F1,F2,F3	B1	P1/P3	C1	-	P2	P2	P2	-	1,6	C203
S01	STAIR 1	F22	B1	P1	C1	-	P2	P2	P2	-		S01
S02	STAIR 2	F22	B1	P1	C1	-	P2	P2	P2	-		S02
S03	STAIR 3	F11	B1									S03
T247	MW	F10	B1	WC4/WT2/WT10	C1	-	P2	P2	P2	L3/G3	4,11	T247
T281	MW	F10	B1	WC4/WT2/WT10	C1	-	P2	P2	P2	L3/G3	4,11	T281
U211A	EMERG ELEC	F19	B2	P1	C1	-	P2	P2	P2	-		U211A
U212	CL.	F9	B2	P1	C1	-	P2	P2	P2	-		U212
Y229	JAN.	F24	-	P1/FRP1	C1	-	P2	P2	P2	-	15,32	Y229
U231	ELEC./DATA	F19	B2	P1	C1	-	P2	P2	P2	-		U231
U245	ELEC	F19	B2	P1	C1	-	P2	P2	P2	-		U245
U251	MECH	F19	B2	P1	C1	-	P2	P2	P2	-		U251
U265	JAN.	F24	-	P1/FRP1	C1	-	P2	P2	P2	-	15,32	U265
U267	ELEC.	F19	B2	P1	C1	-	P2	P2	P2	-		U267
U271	ELEC./DATA	F19	B2	P1	C1	-	P2	P2	P2	-		U271
U286	TRASH	F24	-	P1/FRP1	C1	-	P2	P2	P2	-	32,33	U286
U287	DATA	F24	-	P1	C1	-	P2	P2	P2	-	32	U287
U289	CL.	F19	B2	P1	C1	-	P2	P2	P2	-		U289
U290	CL.	F19	B2	P1	C1	-	P2	P2	P2	-		U290
U291	CL.	F19	B2	P1	C1	-	P2	P2	P2	-		U291
U292	CL.	F19	B2	P1	C1	-	P2	P2	P2	-		U292
U293	CL.	F19	B2	P1	C1	-	P2	P2	P2	-		U293
AL UNITS												
	LIVING AREA/ KITCHENETTE	F28	B3	P26	C1	-	P27	P27	P27	M1/G1	2,39,40	
	BATH-ROOM	F29/F30	B3	P26/WT12	C1	-	P27	P27	P27	M1/G1	2,43	
	BEDROOMS/ CLOSETS	F28	B3	P26	C1	-	P27	P27	P27	-	40	
ALZ UNITS												
	LIVING AREA/ CLOSETS.	F31	B3	P26	C1	-	P27	P27	P27	-	39,40	
	BATH-ROOMS	F31/F30	B3	P26/P28/W T12	C1	-	P27	P27	P27	M1/G1	2,41,43	
UPGRADED AL UNITS (UNIT #: 102, 202, 105 & 205).												
	LIVING AREA/ KITCHENETTE	F28	B3	P26/P30/ WT13/ WT14	C1	-	P27	P27	P27	M1/G1	2,39,40, 44,45	
	BATH-ROOM	F30	B3	P26/WT12	C1	-	P27	P27	P27	M1/G1	2,45,46	
	BEDROOMS/ CLOSETS	F28	B3	P26	C1	-	P27	P27	P27	-	40,45,47	

EXTRA STOCK PAINT MATERIALS 1 EA

FINISH SPECIFICATIONS						
ITEM	MATERIAL	MANUFACTURER	STOCK NUMBER	COLOR	DESCRIPTION / NOTES	PURCHASING CONTACT INFORMATION
B1	PAINTED WOOD BASE	-	-	P2	5-1/2" PAINTED WOOD BASE, SEMI GLOSS	
B2	VINYL BASE	JOHNSONITE	TBD	TBD-NEUTRAL	4"H VINYL BASE	
B3	PAINTED WOOD BASE	-	-	P27	PAINTED WOOD BASE AT UNITS, SEMI GLOSS	
B4	QUARRY TILE BASE	DAL TILE	QUARRY TEXTURES	0T03 ASHEN GRAY-DT	TILE COVE BASE, GROUT: TBD	CATHERINE SAEENZ 301.257.7665
C1	GYP. BOARD CEILING	-	-	P10		
C2	WOOD PLANK CEILING	-	PAINT GRADE	TBD	SEE RCP FOR LAYOUT	
C3	BOX BEAM CEILING W/ ACOUSTICAL PLANKS	ARMSTRONG	TBD	TBD	SEE RCP FOR LAYOUT	KEVIN SCHULZ 1.877.278.7878 X3161
C4	BOX BEAM CEILING W/ GYP BOARD	-	PAINT GRADE	TBD		
C5	ACOUSTICAL CEILING TILE	ARMSTRONG	ULTIMA 2X2	WHITE	BEVELED TEGULAR TILE W/ 9/16" SUPRAFINE GRID	KEVIN SCHULZ 1.877.278.7878 X3161
F1	CARPET	MANNINGTON COMMERCIAL	TORRE	BASILICA-13229	SOLUTION DYED TYPE 6,6 NYLON TIP SHEARED PATTERNED LOOP; 12W BROADLOOM PATTERN REPEAT: 3"W X 3"L	JULIA FRIEDMAN 800.241.2262
F2	CARPET	MOHAWK GROUP	WINDFALL	TBD	ULTRON NYLON, TUFTED, 12W BROADLOOM	KRISTIN EDWARDS 888.740.6936
F3	CARPET	MANNINGTON COMMERCIAL	LUPA	BASILICA-13229	SOLUTION DYED TYPE 6,6 NYLON TIP SHEARED PATTERNED LOOP; 12W BROADLOOM PATTERN REPEAT: 6-1/4"W X 6"L	JULIA FRIEDMAN 800.241.2262
F4	VINYL WOOD PLANK	SHAW	UNCOMMON-0188V GROUND 6	02710 HERITAGE	5.91"W PLANKS	LAURA KERRIS 800.257.7429
F5	CARPET	DURKAN	CUSTOM D13520	N0410039C	BROADLOOM, PRINTED CARPET; COLOR SHIELD TEXTURE 36 CUT & TIP SHEARED LOOP W/ LIFETIME STAIN WARRANTY	BETH REYMER 888.740.6936
F6	CARPET	DURKAN	CUSTOM D11472	N0410037C	BROADLOOM, PRINTED CARPET; COLOR SHIELD TEXTURE 36 CUT & TIP SHEARED LOOP W/ LIFETIME STAIN WARRANTY	BETH REYMER 888.740.6936
F7	NOT USED					
F8	TILE	ARCHITECTURAL CERAMICS	EMIL CERAMICA ANTHOLOGY STONE	INDOOR-GOLD	SIZE: TBD	KERSI PRESS 240-676-0097
F9	CARPET	DURKAN	CUSTOM D13520	N0410039C	BROADLOOM, PRINTED CARPET; COLOR SHIELD TEXTURE 36 CUT & TIP SHEARED LOOP W/ LIFETIME STAIN WARRANTY	BETH REYMER 888.740.6936
F10	TILE	ARCHITECTURAL CERAMICS	EMIL CERAMICA ANTHOLOGY STONE	INDOOR - GREY	12"X24" CUT TO 12"X12", GROUT:TBD	KERSI PRESS 240-676-0097
F11	CARPET	PATCRAFT	10328 ENTICE	00713 KEY STONE	ECO SOLUTION NYLON, 35 OZ., BROADLOOM	BETH REYMER 888-740-6936
F12	QUARRY TILE	DAL TILE	QUARRY TEXTURES	0T03 ASHEN GRAY DT	8"X8", GROUT:TBD, TILE TO BE INSTALLED OVER ISOLATION MEMBRANE	CATHERINE SAEENZ 301.257.7665
F13	SHEET VINYL	ARMSTRONG	ABODE-MALLORCA	80620-UMBER	DESIGN REPEAT: 54"X36"	KEISHA BANKS 703.627.5252 FRANK KERLIN 717.396.4771
F14	VINYL WOOD PLANK	MANNINGTON COMMERCIAL	AMTICO ARROW 7810	DRY TEAK	6"X36" PLANKS	JULIA FRIEDMAN 800.241.2262
F15	VINYL WOOD TILE	MANNINGTON COMMERCIAL	AMTICO ARROW 7810	DRY TEAK	18"X18" TILES	JULIA FRIEDMAN 800.241.2262
F16	VINYL WOOD TILE	MANNINGTON COMMERCIAL	AMTICO ARROW 7700	DARK WALNUT	18"X18" TILES	JULIA FRIEDMAN 800.241.2262
F17	CARPET	J&J INVISION	CRAFTSMAN 6555	1487 TRANQUIL	J&J INVISION ENCORE BCF NYLON, 12W BROADLOOM, PREMIER BAC. PLUS; PATTERN REPEAT 12"X12"	CHRIS MASON 800.241.4585
F18	CARPET	MOHAWK GROUP	WINDFALL	TBD	ULTRON NYLON, TUFTED, 12W BROADLOOM	KRISTIN EDWARDS 888.740.6936
F19	VCT	MANNINGTON COMMERCIAL	ESSENTIALS	133 ALMONDINE	12"X12", INSTALL & FINISH PER MANUF. INSTRUCTIONS	JULIA FRIEDMAN 800.241.2262
F20	VCT	MANNINGTON COMMERCIAL	ESSENTIALS	125 SILVER PINE	12"X12", INSTALL & FINISH PER MANUF. INSTRUCTIONS	JULIA FRIEDMAN 800.241.2262
F21	VCT	MANNINGTON COMMERCIAL	ESSENTIALS	163 KHAKI BEIGE	12"X12", INSTALL & FINISH PER MANUF. INSTRUCTIONS	JULIA FRIEDMAN 800.241.2262
F22	CARPET	J&J INVISION	PAY DAY	TBD	BROADLOOM, 12' LOOP W/ ACTION BAC.	CHRIS MASON 800.241.4585
F23	CARPET	NOT USED				
F24	SHEET VINYL	MANNINGTON COMMERCIAL	ASSURANCE II	JUTE 16319		JULIA FRIEDMAN 800.241.2262
F25	WALK OFF MAT	MAT MAN	SUPER BERBER	05 NATURAL		
F26	SEALED CONCRETE	-	-	-	SEAL PER MANUF. INSTRUCTIONS	
F27	EPOXY	POLY. CRETE MDQ	-	-	SEE ARCHITECT'S SPEC; CONTRACTOR TO SUBMIT COLOR SAMPLES FOR DESIGNER'S APPROVAL	
F28	UNIT CARPET	MASLAND	BRYANT 7908	TBD		SCOTT GOLDMAN 410.278.0247
F29	UNIT SHEET VINYL	ARMSTRONG	STRATAMAX	CARRIZO		KEISHA BANKS 703.627.5252 FRANK KERLIN 717.396.4771
F30	UNIT TILE	ARCHITECTURAL CERAMICS	FLORIDA TILE - PHOENIX	LIGHT BEIGE		KERSI PRESS 240-676-0097
F31	AZ UNIT SHEET VINYL	TOLI	MATURE	772		ANTHONY FERRANTE 202.374.4864
F32	VINYL WOOD PLANK	ALKS-SIENNA	SVP7008	DECK	7" X 48" PLANKS	YVONNE KOVAIC 202.333.8184
FRP	-	-	-	-	CONTRACTOR TO SUBMIT COLOR SAMPLES FOR APPROVAL	
G1	GRANITE	-	-	SANTA CECELIA LIGHT	3CM, POLISHED, SQUARE EASED EDGE	
G2	QUARTZ	CAMBRIA	CAMBRIAN COLLECTION	LINCOLNSHIRE	3CM, SQUARE EASED EDGE	
G3	QUARTZ	CAMBRIA	CAMBRIAN COLLECTION	WINDERMERE	3CM, SQUARE EASED EDGE	
L1	PLAM	WILSONART	4862K-07	SANDY TOPAZ		
L2	PLAM	FORMICA	7738-58	COGNAC MAPLE	MATTE COLLECTION	
L3	PLAM	WILCONART	7110K-78	MONTANA WALNUT		
M1	STOCK CABINETRY	GRANDVIEW	MAPLEVIEW	VICTORIAN		
M2	STOCK CABINETRY	GRANDVIEW	WOODLAND-RUSTIC	TOFFEE		
M3	STOCK CABINETRY	GRANDVIEW	ENTREE-RUSTIC	TOFFEE		
M4	CUSTOM PAINTED MILLWORK	-	-	-	FULL OVERLAY RAISED PANEL DOORS CONTRACTOR TO SUBMIT PROFILE FOR APPROVAL	

amen asner inc. interior design		100 N. Charles Street, Suite 910 Baltimore, Md ph. 410.957.2868 fax. 410.763.6286 www.dumendasher.com	
Aumen Asner, Inc. has prepared these drawings and specifications to assist as suggested solutions to interior design problems. Aumen Asner, Inc. does not provide structural or engineering services.			
		consultants	
project		SHELTER DEVELOPMENTS BRIGHTVIEW WARREN	
phase drawn	80% CD SET AD		
checked	-		
approved	-		
date	04.18.14		
scale	-		
		revisions	
date	description		
sheet title			
GENERAL NOTES & FINISH SPECIFICATIONS			
sheet no.			
ID2.2			

AREA WOOD BOARD & BATTEN WAINSCOTE PTD. SF 156 SF



aumen asner inc.
interior design

100 N. Charles Street, Suite 910
Baltimore, Md
ph. 410.837.2767
fax. 410.783.6288
www.aumenasner.com

Aumen Asner, Inc. has prepared these drawings and specifications to assist as suggested solutions to interior design problems. Aumen Asner, Inc. does not provide structural or engineering services.

consultants

**SHELTER DEVELOPMENTS
BRIGHTVIEW WARREN**

project

phase	80% CD SET
drawn	AD
checked	-
approved	-
date	04.18.14
scale	1/8" = 1'-0"

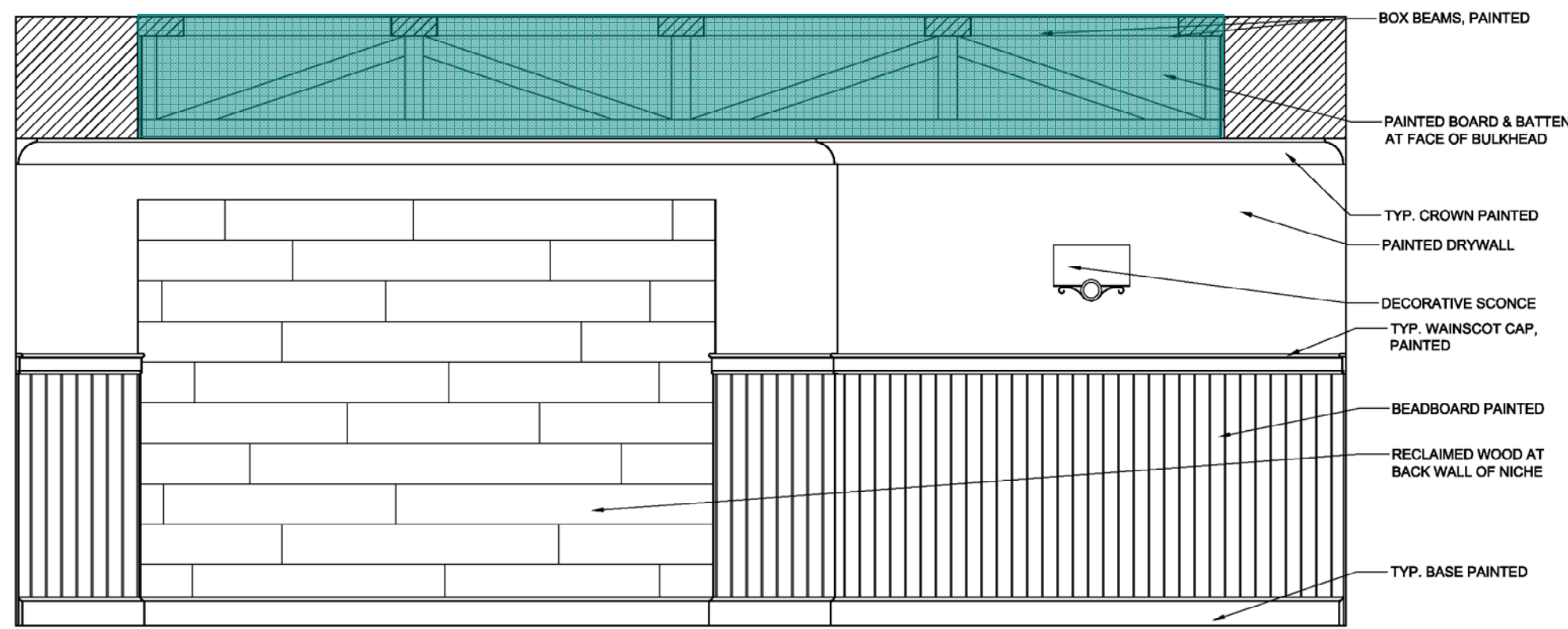
[illegible]

sheet title

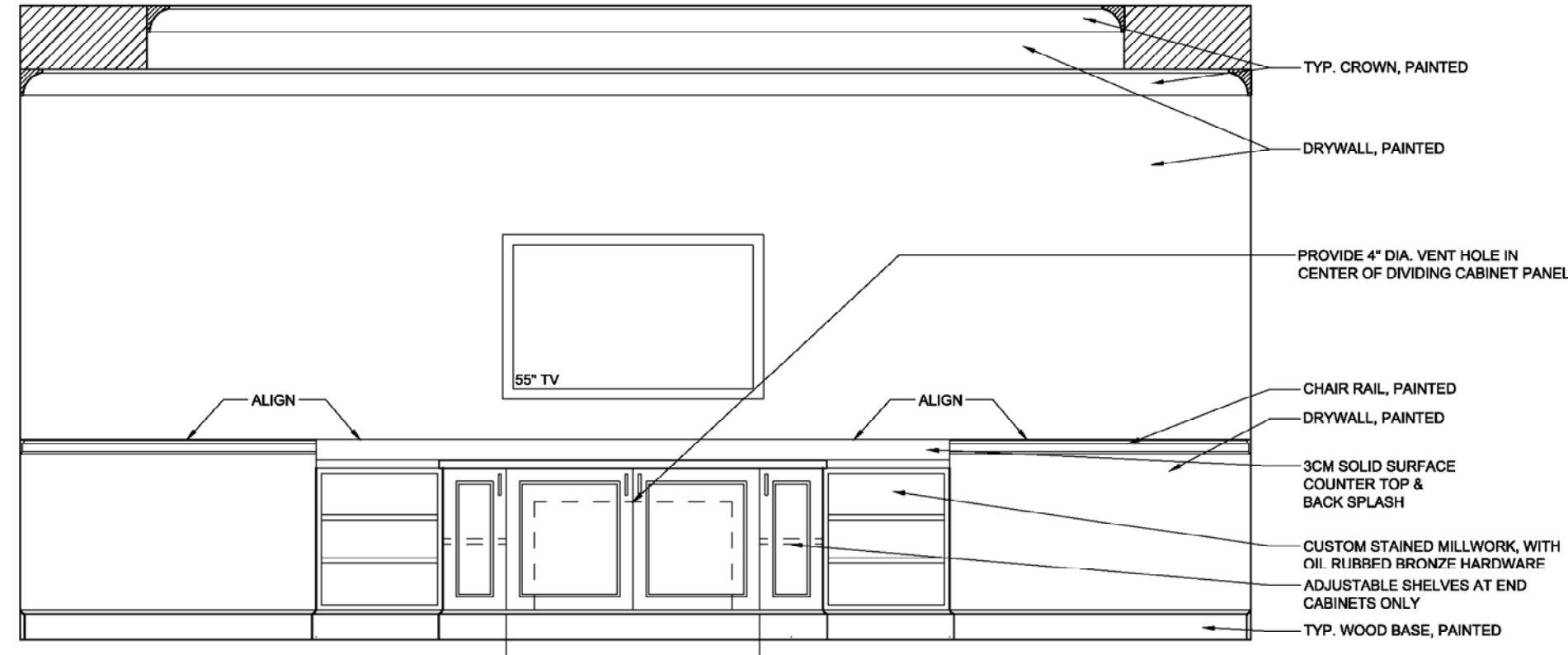
INTERIOR ELEVATIONS

sheet no.

ID3.10

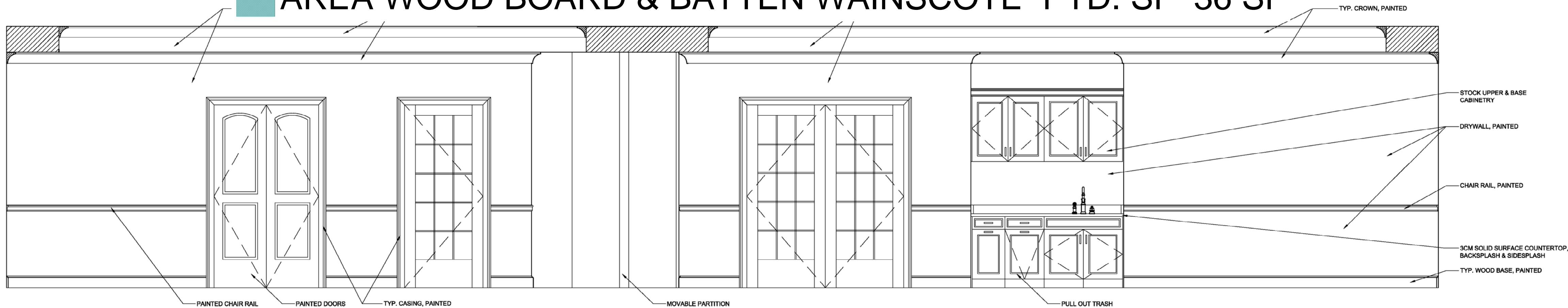


1 ELEVATION AT AL GAME RM WEST
ID3.11 1/2" = 1'-0"

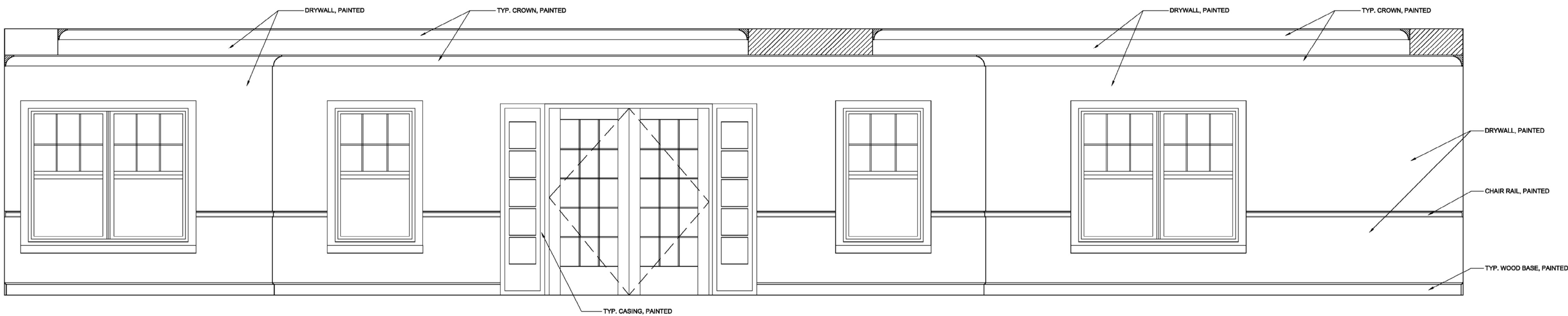


2 ELEVATION AT AL ACTIVITY WEST
ID3.11 1/2" = 1'-0"

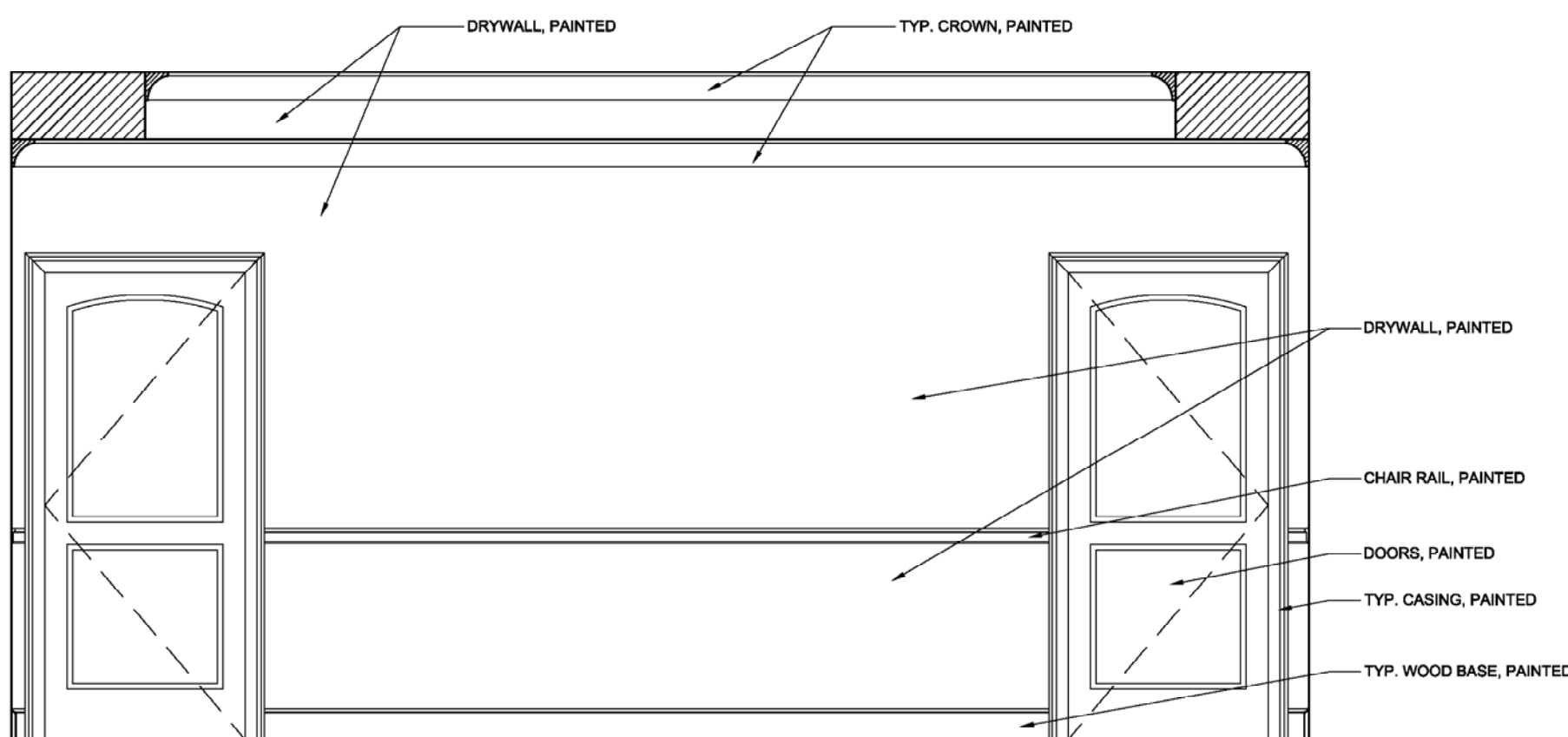
AREA WOOD BOARD & BATTEN WAINSCOTE PTD. SF 36 SF



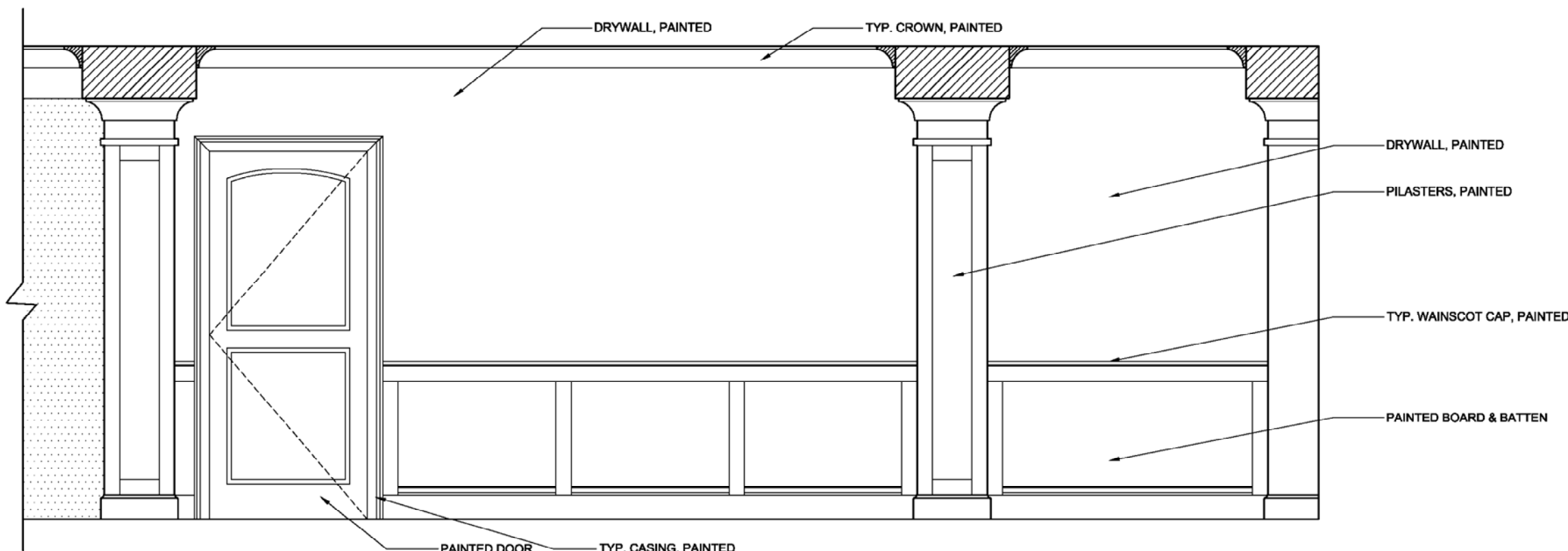
3 ELEVATION AT AL ACTIVITY NORTH
ID3.11 1/2" = 1'-0"



4 ELEVATION AT AL ACTIVITY SOUTH
ID3.11 1/2" = 1'-0"



5 ELEVATION AT AL ACTIVITY EAST
ID3.11 1/2" = 1'-0"



6 ELEVATION AT CORRIDOR
ID3.11 1/2" = 1'-0"

aumen asner inc.
interior design

100 N. Charles Street, Suite 910
Baltimore, Md
ph. 410.837.2767
fax. 410.763.6286
www.aumenasner.com

Aumen Asner, Inc. has prepared these drawings and specifications to assist as suggested solutions to interior design problems. Aumen Asner, Inc. does not provide structural or engineering services.

consultants

project
SHELTER DEVELOPMENTS
BRIGHTVIEW WARREN

phase

80% CD SET
drawn
checked
approved
date
scale

1/8" = 1'-0"

revisions

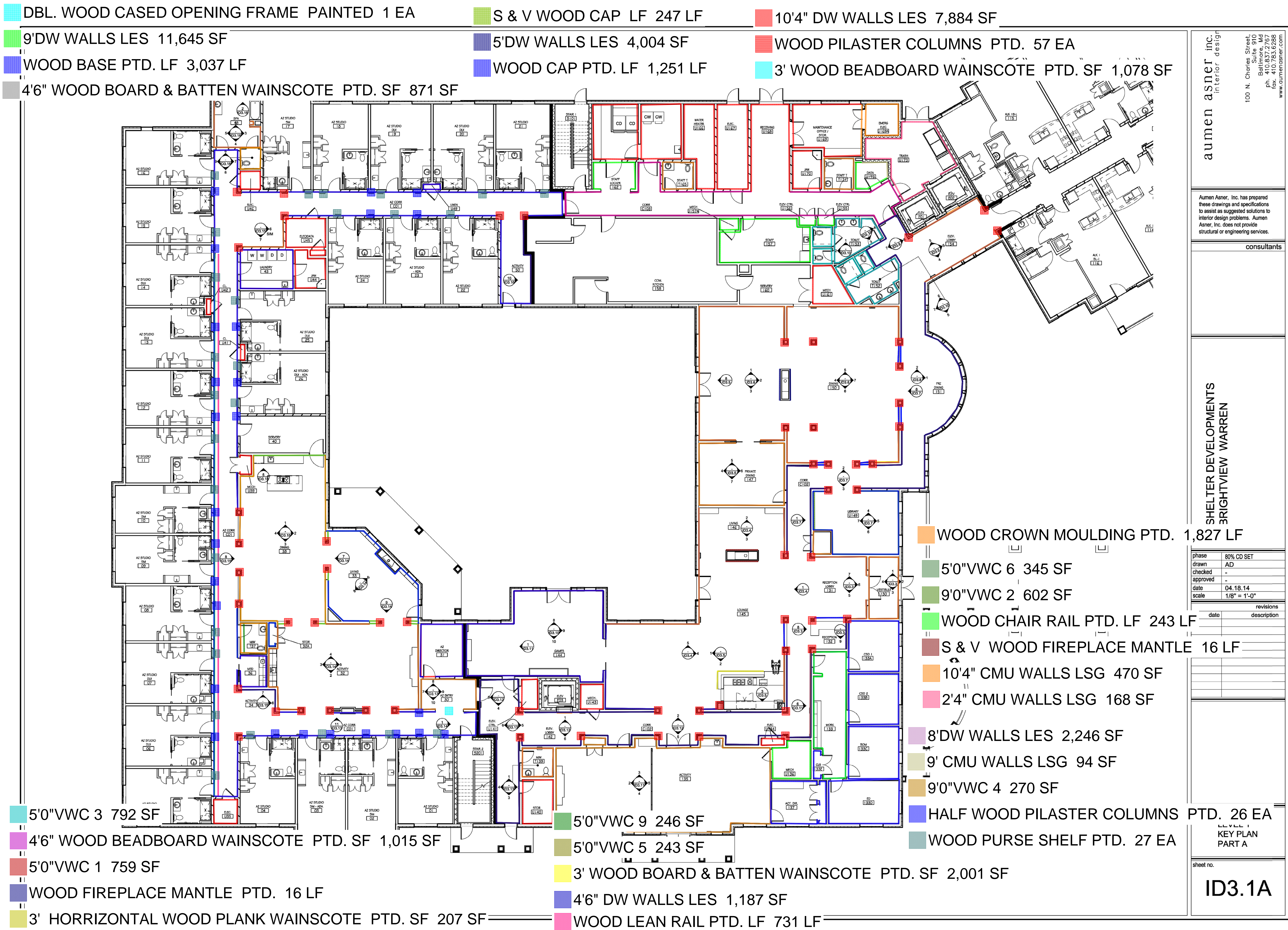
date	description

sheet title

INTERIOR
ELEVATIONS

sheet no.

ID3.11



9'DW WALLS LES 4,075 SF

WOOD LEAN RAIL PTD. LF 453 LF

WOOD BASE PTD. LF 545 LF

WOOD CROWN MOULDING PTD. 525 LF

10'4" DW WALLS LES 1,879 SF

S & V CROWN MOULDING 19 LF

3' WOOD BEADBOARD WAINSCOTE PTD. SF 145 SF

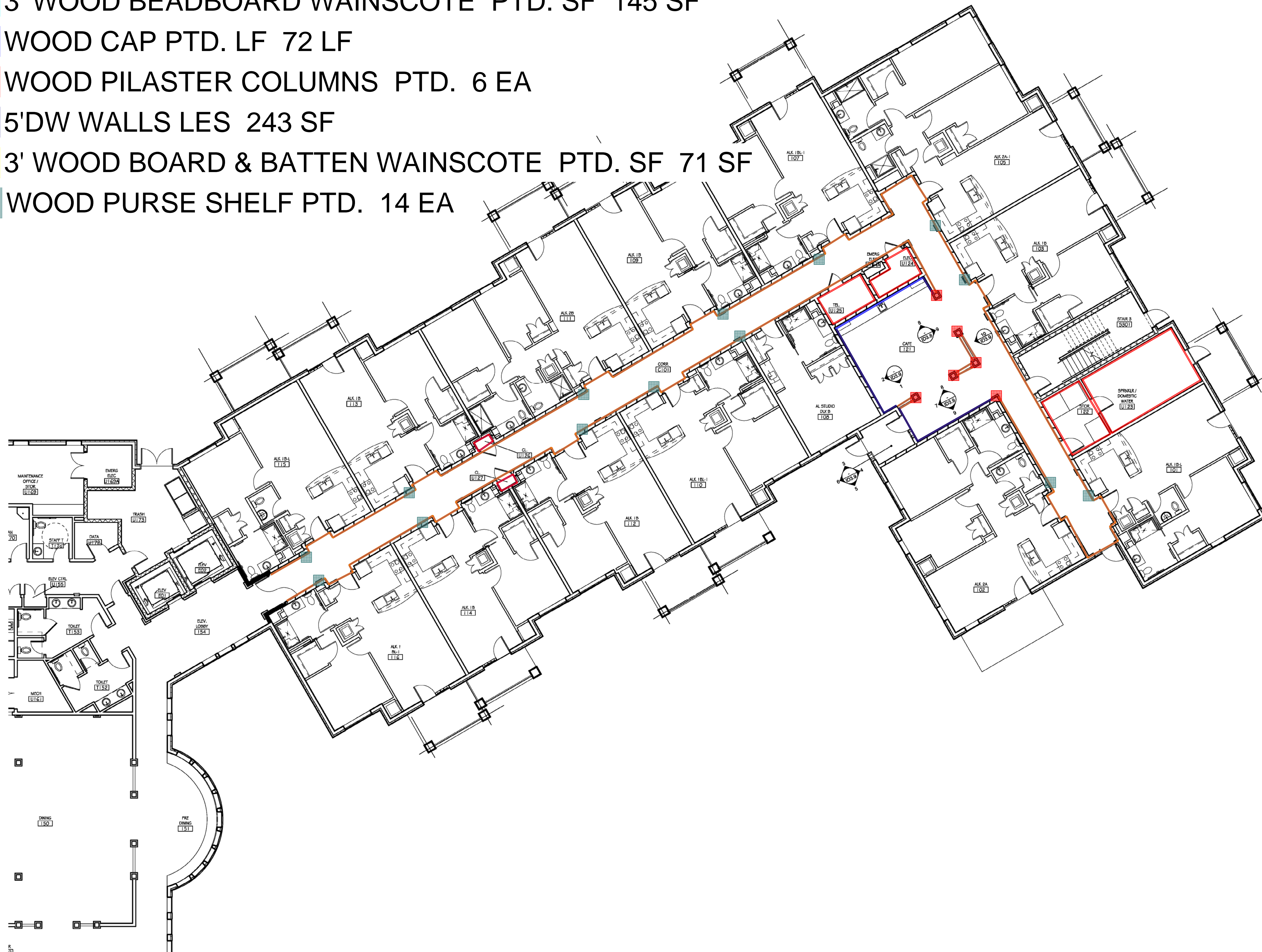
WOOD CAP PTD. LF 72 LF

WOOD PILASTER COLUMNS PTD. 6 EA

5'DW WALLS LES 243 SF

3' WOOD BOARD & BATTEN WAINSCOTE PTD. SF 71 SF

WOOD PURSE SHELF PTD. 14 EA



aumen asner inc.
interior design

100 N. Charles Street,
Suite 910
Baltimore, Md
ph. 410.837.2767
fax. 410.783.6288
www.gumengasner.com

Aumen Asner, Inc. has prepared these drawings and specifications to assist as suggested solutions to interior design problems. Aumen Asner, Inc. does not provide structural or engineering services.

consultants

**SHELTER DEVELOPMENTS
BRIGHTVIEW WARREN**

project:

phase	80% CD SET
drawn	AD
checked	-
approved	-
date	04.18.14
scale	1/8" = 1'-0"

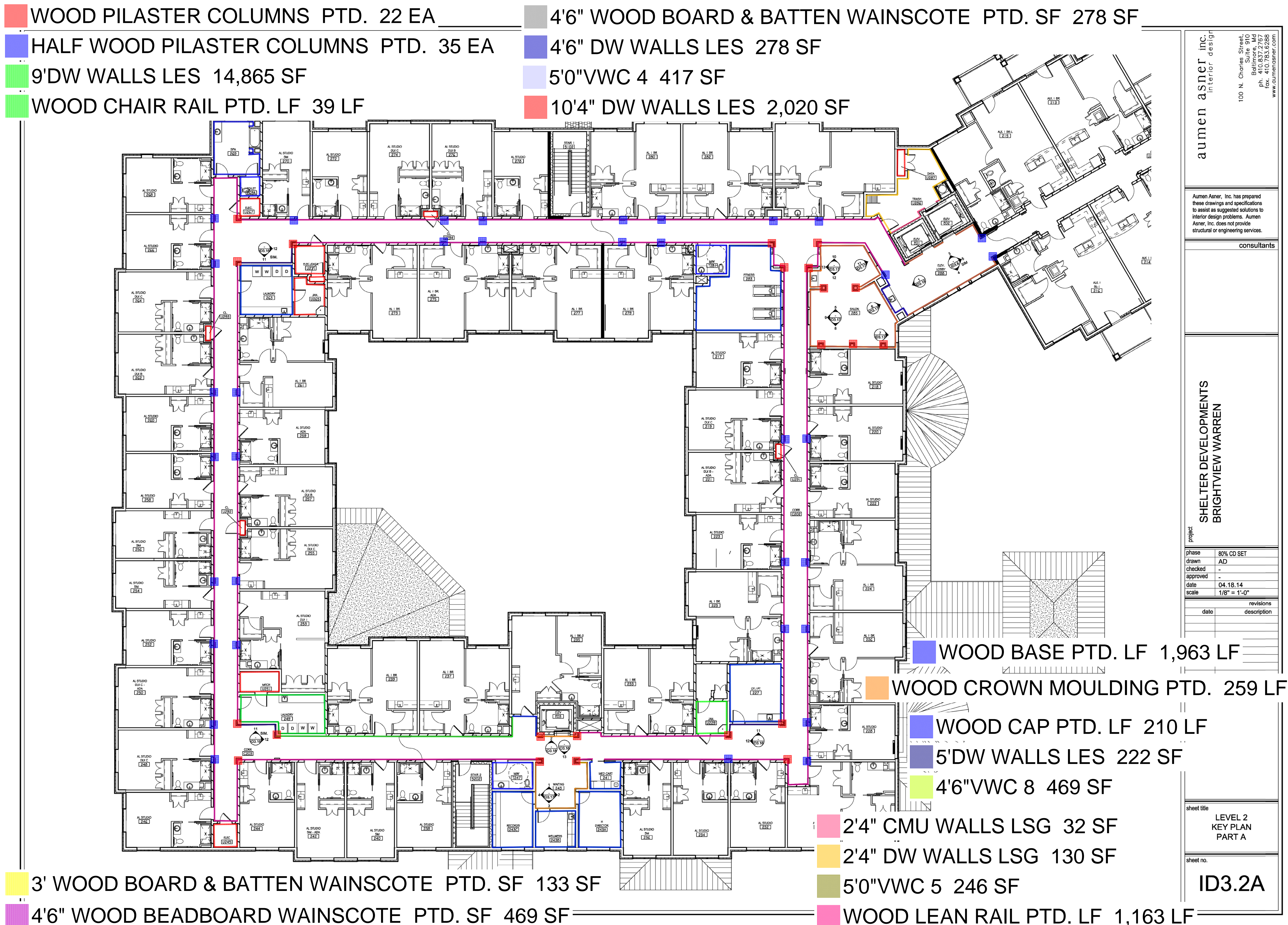
[illegible]

sheet title

LEVEL 1
KEY PLAN
PART B

sheet no.

ID3.1B



aumen asner inc.
interior design

100 N. Charles Street,
Suite 910
Baltimore, MD 21201
ph. 410.837.2767
fax. 410.783.6288
www.aumenasner.com

Aumen Asner, Inc. has prepared
these drawings and specifications to
assist as suggested solutions to
interior design problems. Aumen
Asner, Inc. does not provide
structural or engineering services.

consultants

project
SHELTER DEVELOPMENTS
BRIGHTVIEW WARREN

phase	80% CD SET
drawn	AD
checked	-
approved	-
date	04.18.14
scale	1/8" = 1'-0"

revisions	
date	description

sheet title
LEVEL 2
KEY PLAN
PART A

sheet no.
ID3.2A